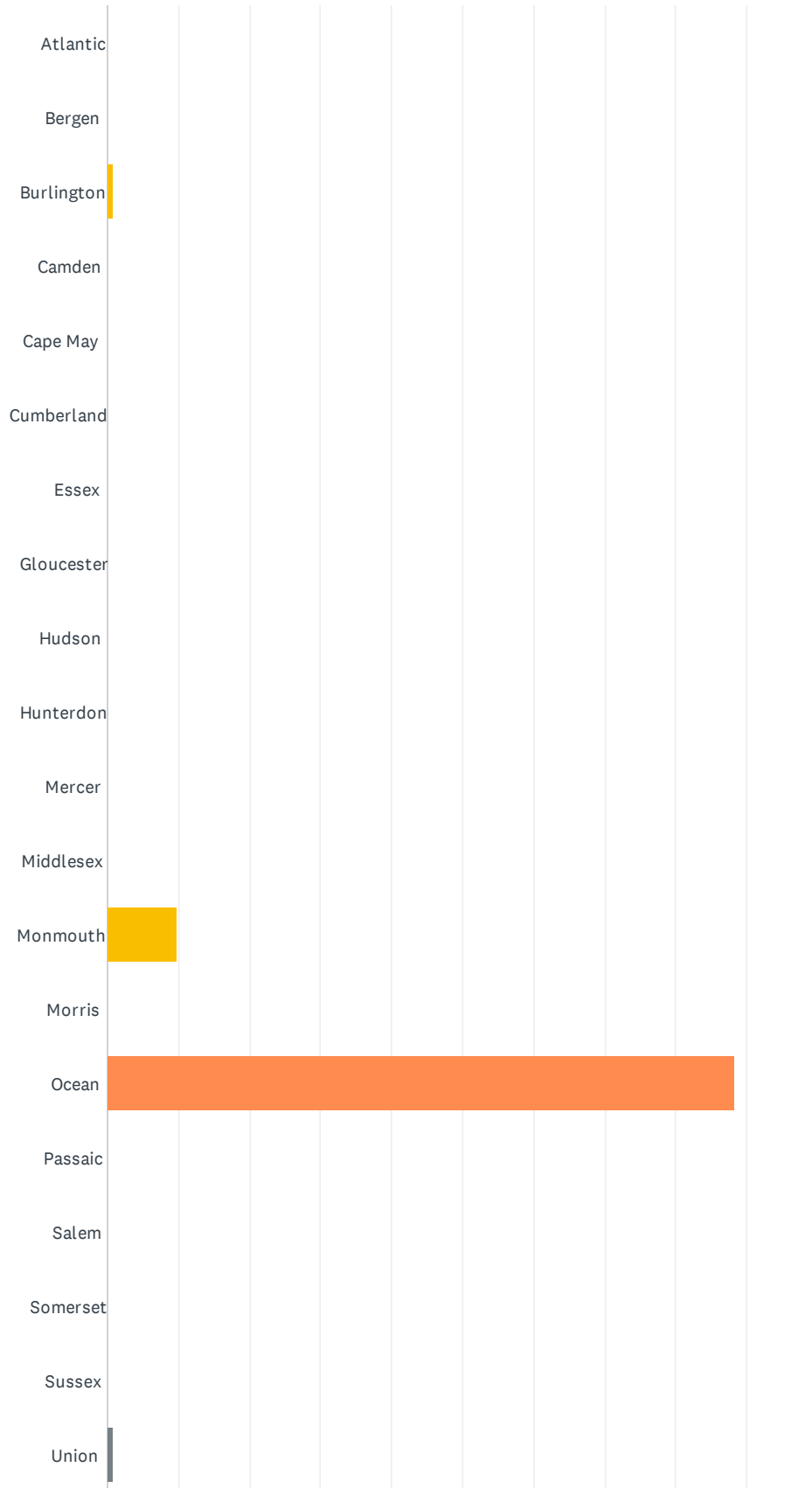
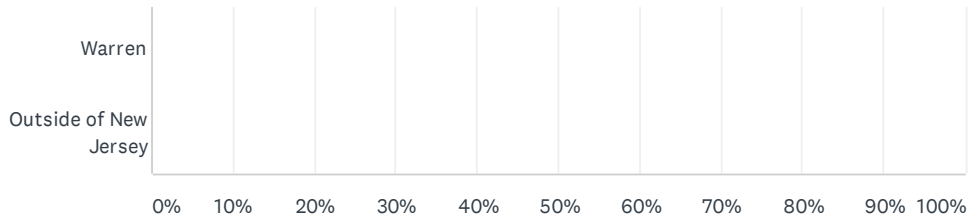


Q1 Which county do you live in?

Answered: 111 Skipped: 0



DART CS



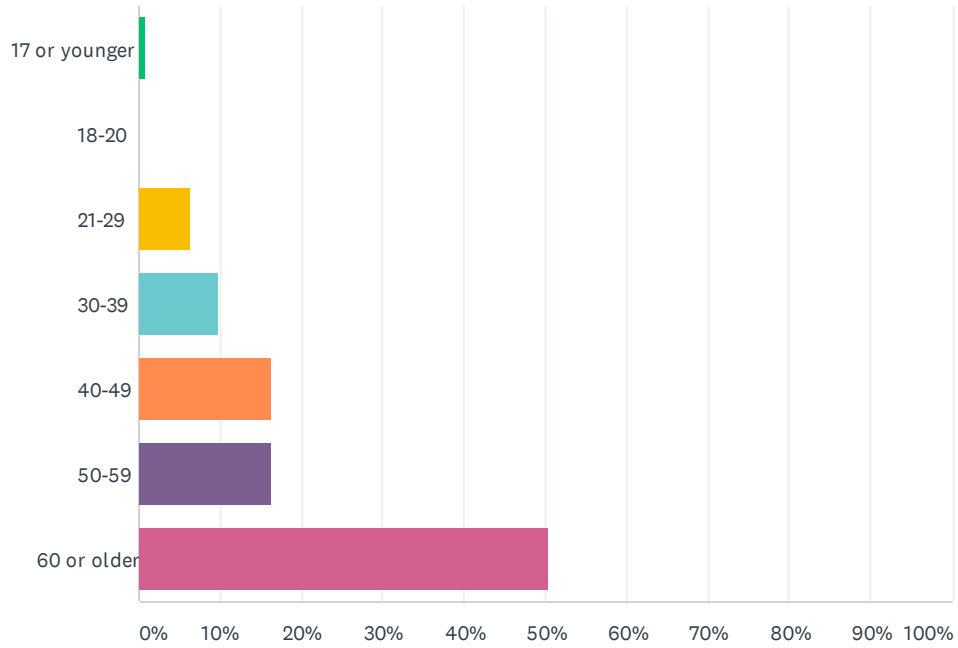
ANSWER CHOICES	RESPONSES	
Atlantic	0.00%	0
Bergen	0.00%	0
Burlington	0.90%	1
Camden	0.00%	0
Cape May	0.00%	0
Cumberland	0.00%	0
Essex	0.00%	0
Gloucester	0.00%	0
Hudson	0.00%	0
Hunterdon	0.00%	0
Mercer	0.00%	0
Middlesex	0.00%	0
Monmouth	9.91%	11
Morris	0.00%	0
Ocean	88.29%	98
Passaic	0.00%	0
Salem	0.00%	0
Somerset	0.00%	0
Sussex	0.00%	0
Union	0.90%	1
Warren	0.00%	0
Outside of New Jersey	0.00%	0
TOTAL		111

Q2 What is your ZIP code?

Answered: 110 Skipped: 1

Q3 What is your age?

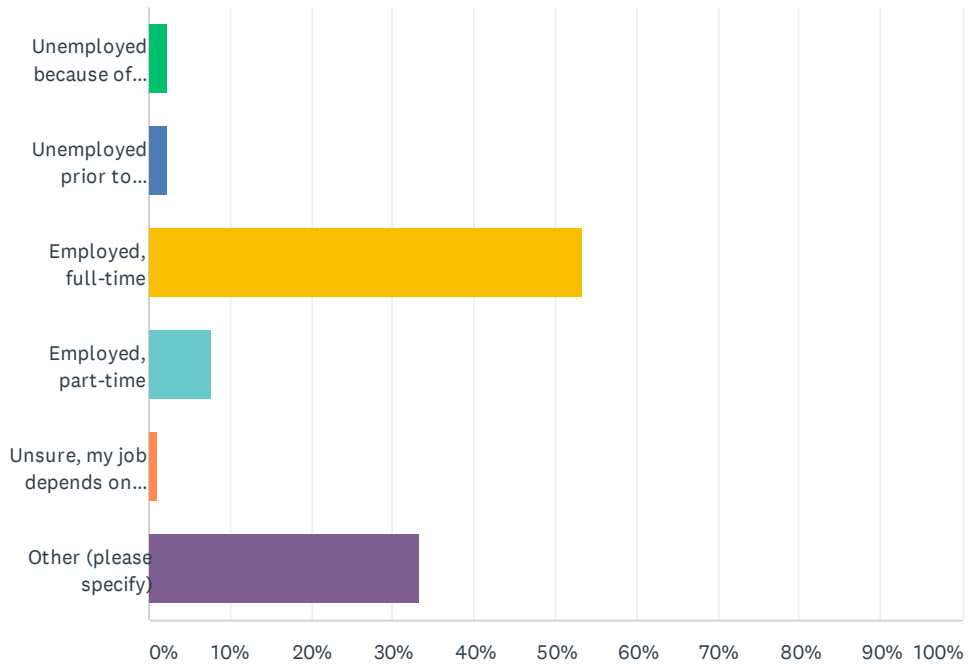
Answered: 111 Skipped: 0



ANSWER CHOICES	RESPONSES
17 or younger	0.90% 1
18-20	0.00% 0
21-29	6.31% 7
30-39	9.91% 11
40-49	16.22% 18
50-59	16.22% 18
60 or older	50.45% 56
TOTAL	111

Q4 Which of the following categories best describes your current employment status?

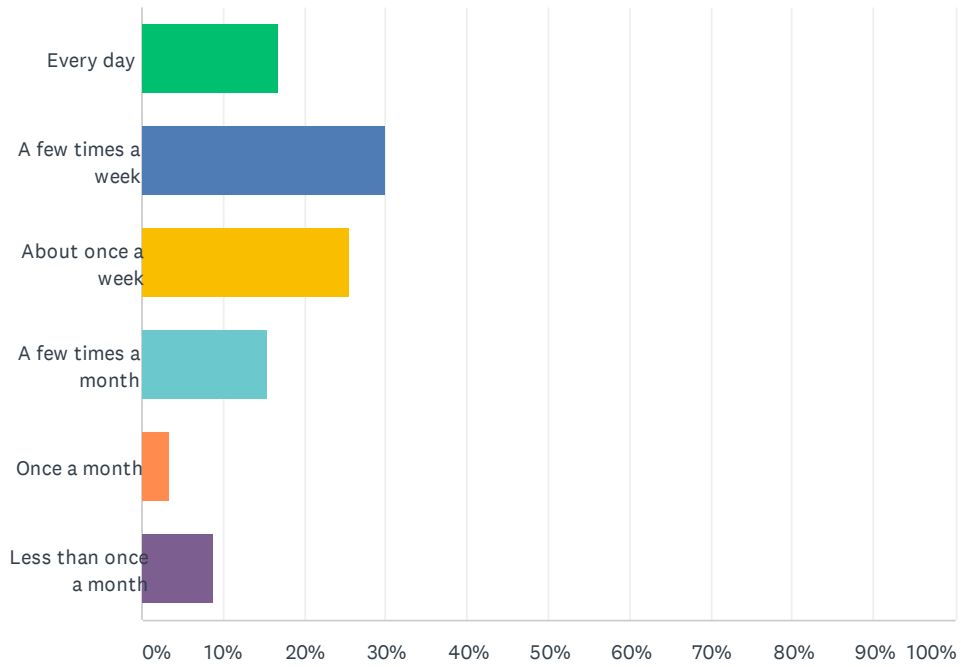
Answered: 90 Skipped: 21



ANSWER CHOICES	RESPONSES	
Unemployed because of Covid-19	2.22%	2
Unemployed prior to Covid-19	2.22%	2
Employed, full-time	53.33%	48
Employed, part-time	7.78%	7
Unsure, my job depends on tourism and/or is seasonal	1.11%	1
Other (please specify)	33.33%	30
TOTAL		90

Q5 While under the Governor's stay at home order, how frequently do you leave your home or place of residence?

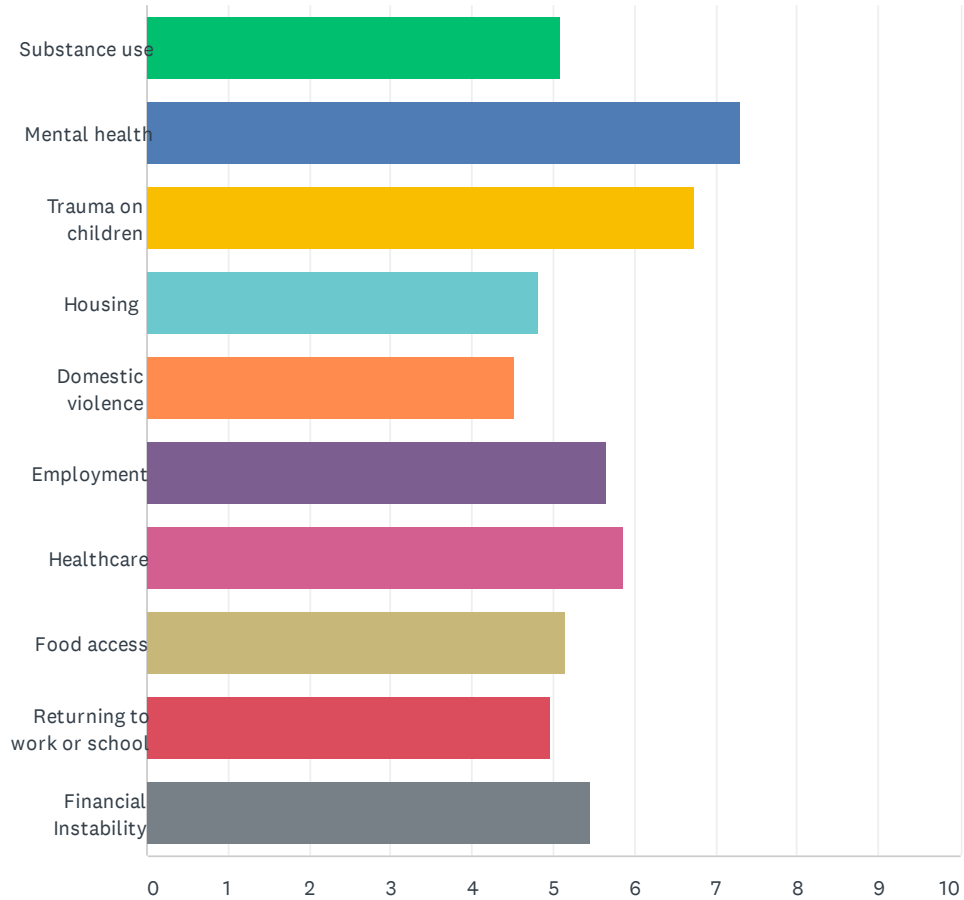
Answered: 90 Skipped: 21



ANSWER CHOICES	RESPONSES	
Every day	16.67%	15
A few times a week	30.00%	27
About once a week	25.56%	23
A few times a month	15.56%	14
Once a month	3.33%	3
Less than once a month	8.89%	8
TOTAL		90

Q6 Which of the issues below are you most worried about while social distancing ? Please rank them from 1 to 10, where 1 is most worried and 10 is least worried.

Answered: 85 Skipped: 26

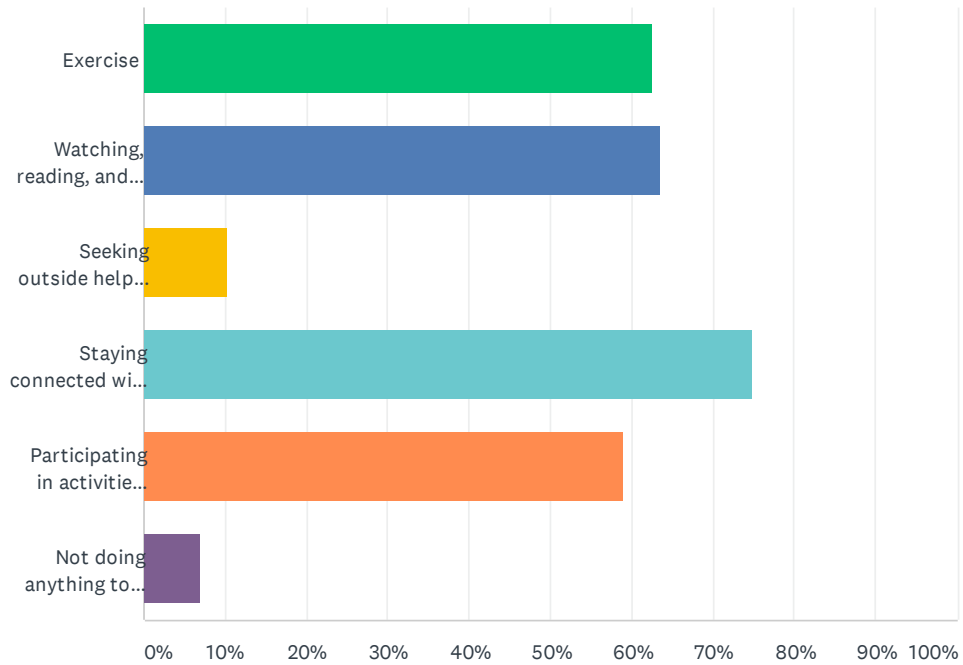


DART CS

	1	2	3	4	5	6	7	8	9	10	TOTAL	SCO
Substance use	11.59% 8	5.80% 4	10.14% 7	8.70% 6	8.70% 6	7.25% 5	7.25% 5	8.70% 6	23.19% 16	8.70% 6	69	5
Mental health	13.51% 10	27.03% 20	18.92% 14	5.41% 4	17.57% 13	5.41% 4	2.70% 2	4.05% 3	2.70% 2	2.70% 2	74	7
Trauma on children	18.84% 13	10.14% 7	20.29% 14	15.94% 11	4.35% 3	4.35% 3	8.70% 6	7.25% 5	5.80% 4	4.35% 3	69	6
Housing	2.74% 2	4.11% 3	6.85% 5	15.07% 11	8.22% 6	16.44% 12	10.96% 8	17.81% 13	9.59% 7	8.22% 6	73	4
Domestic violence	5.48% 4	5.48% 4	5.48% 4	10.96% 8	13.70% 10	8.22% 6	6.85% 5	12.33% 9	8.22% 6	23.29% 17	73	4
Employment	8.45% 6	8.45% 6	11.27% 8	9.86% 7	12.68% 9	12.68% 9	12.68% 9	11.27% 8	8.45% 6	4.23% 3	71	5
Healthcare	19.48% 15	9.09% 7	3.90% 3	11.69% 9	5.19% 4	9.09% 7	12.99% 10	14.29% 11	10.39% 8	3.90% 3	77	5
Food access	5.00% 4	11.25% 9	6.25% 5	8.75% 7	13.75% 11	11.25% 9	12.50% 10	11.25% 9	10.00% 8	10.00% 8	80	5
Returning to work or school	10.81% 8	6.76% 5	9.46% 7	6.76% 5	9.46% 7	9.46% 7	10.81% 8	4.05% 3	10.81% 8	21.62% 16	74	4
Financial Instability	7.79% 6	12.99% 10	10.39% 8	6.49% 5	12.99% 10	10.39% 8	9.09% 7	9.09% 7	7.79% 6	12.99% 10	77	5

Q7 How are you managing with anxiety and stress while social distancing? (select all that apply)

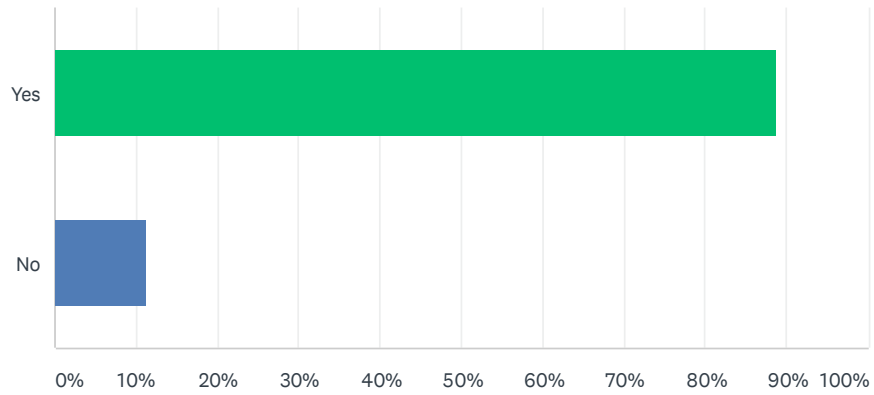
Answered: 88 Skipped: 23



ANSWER CHOICES	RESPONSES	
Exercise	62.50%	55
Watching, reading, and/or listening to the news less often	63.64%	56
Seeking outside help (e.g., therapist, counselor, etc.)	10.23%	9
Staying connected with friends and family	75.00%	66
Participating in activities (games, puzzles, cooking, etc.)	59.09%	52
Not doing anything to manage anxiety and stress	6.82%	6
Total Respondents: 88		

Q8 Do you think you have had a strong support system while social distancing?

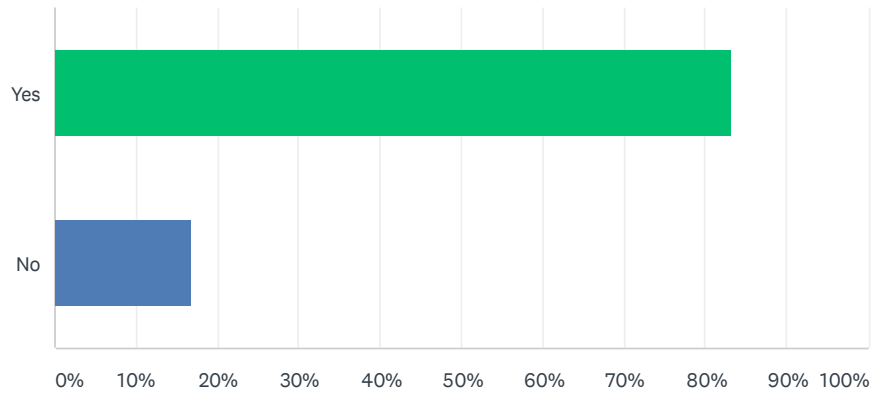
Answered: 89 Skipped: 22



ANSWER CHOICES	RESPONSES	
Yes	88.76%	79
No	11.24%	10
TOTAL		89

Q9 If you or a loved one need help for mental health or substance use, do you know where to go while social distancing?

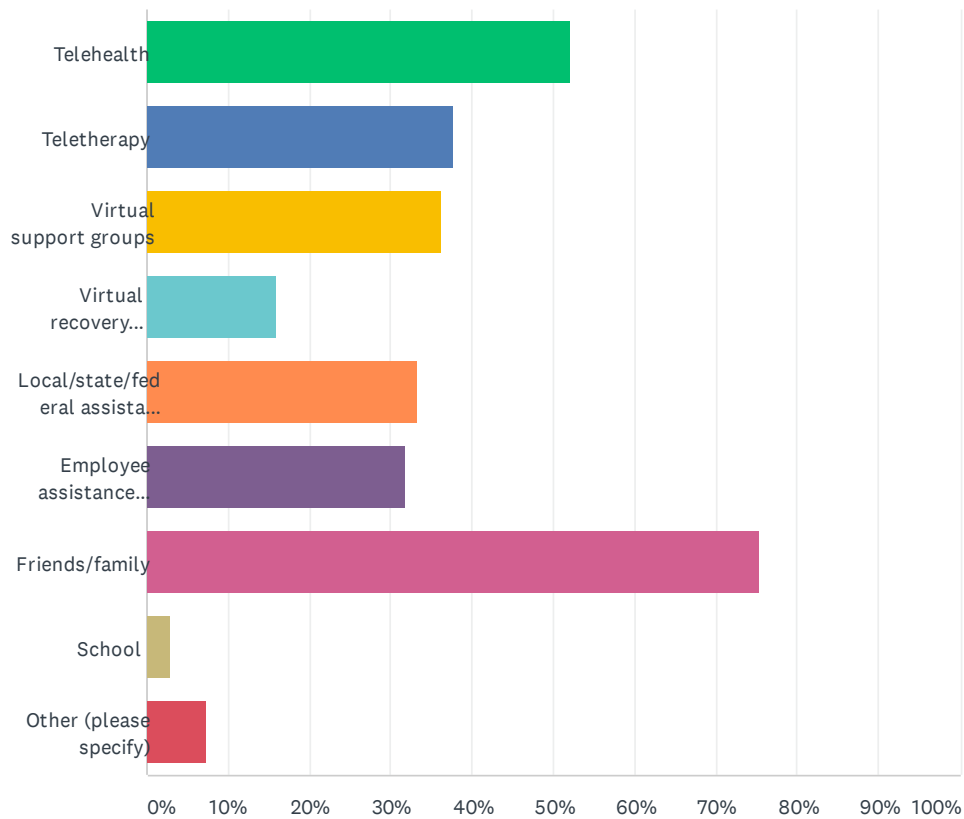
Answered: 90 Skipped: 21



ANSWER CHOICES	RESPONSES	
Yes	83.33%	75
No	16.67%	15
TOTAL		90

Q10 Where would you or a loved one go for mental health or substance use assistance while social distancing? (select all that apply)

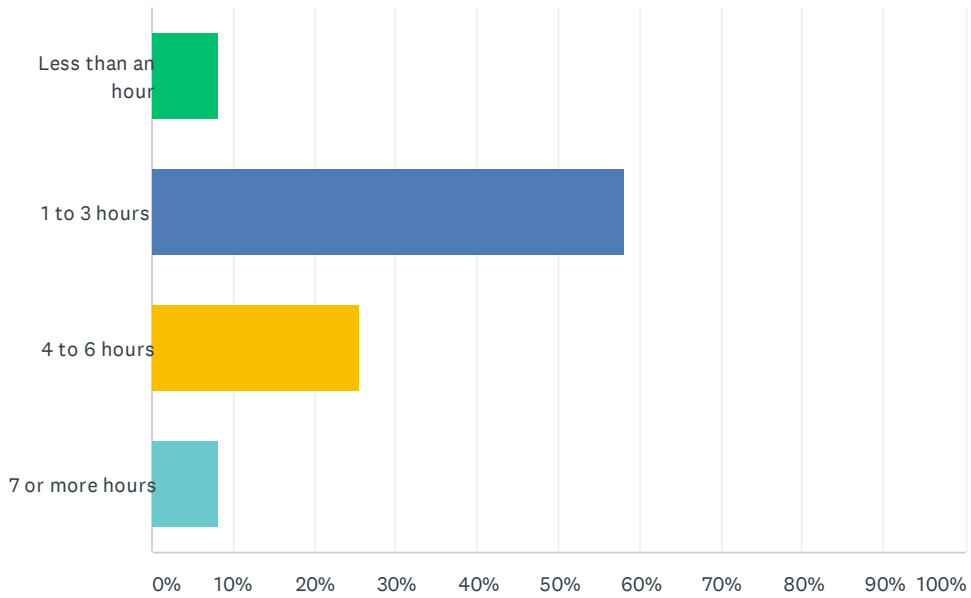
Answered: 69 Skipped: 42



ANSWER CHOICES	RESPONSES	
Telehealth	52.17%	36
Teletherapy	37.68%	26
Virtual support groups	36.23%	25
Virtual recovery meetings	15.94%	11
Local/state/federal assistance hotlines	33.33%	23
Employee assistance programs (through your place of employment)	31.88%	22
Friends/family	75.36%	52
School	2.90%	2
Other (please specify)	7.25%	5
Total Respondents: 69		

Q11 On average, how many hours a day do you spend on media platforms (e.g., social media, television, internet)?

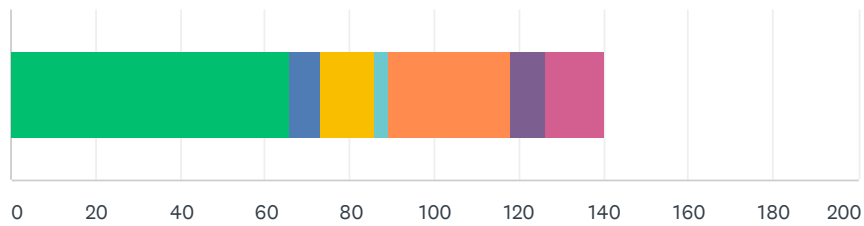
Answered: 86 Skipped: 25



ANSWER CHOICES	RESPONSES
Less than an hour	8.14% 7
1 to 3 hours	58.14% 50
4 to 6 hours	25.58% 22
7 or more hours	8.14% 7
TOTAL	86

Q12 Which of the following are concerns you have about returning to work, school, or your daily routine? (select all that apply)

Answered: 80 Skipped: 31

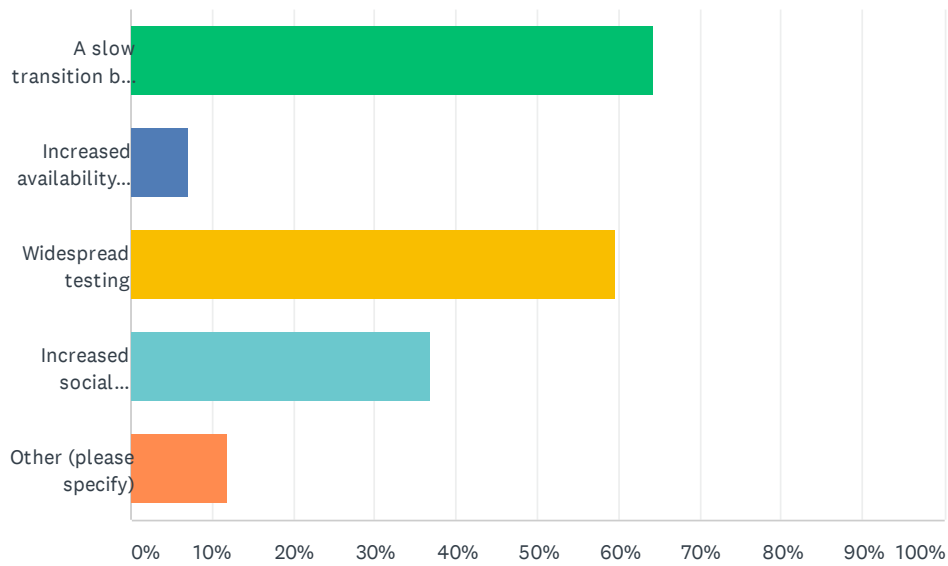


- Getting exposed to Covid-19
- Organizing child care
- Leaving family members at home who need assistance
- Public transportation
- Decreased flexibility to work from home
- Not being able to return to the work or school due to health reasons
- Something else (please specify)

ANSWER CHOICES	RESPONSES	
Getting exposed to Covid-19	82.50%	66
Organizing child care	8.75%	7
Leaving family members at home who need assistance	16.25%	13
Public transportation	3.75%	3
Decreased flexibility to work from home	36.25%	29
Not being able to return to the work or school due to health reasons	10.00%	8
Something else (please specify)	17.50%	14
Total Respondents: 80		

Q13 What do you think would make the transition back to work, school, or your daily routine easier? (select all that apply)

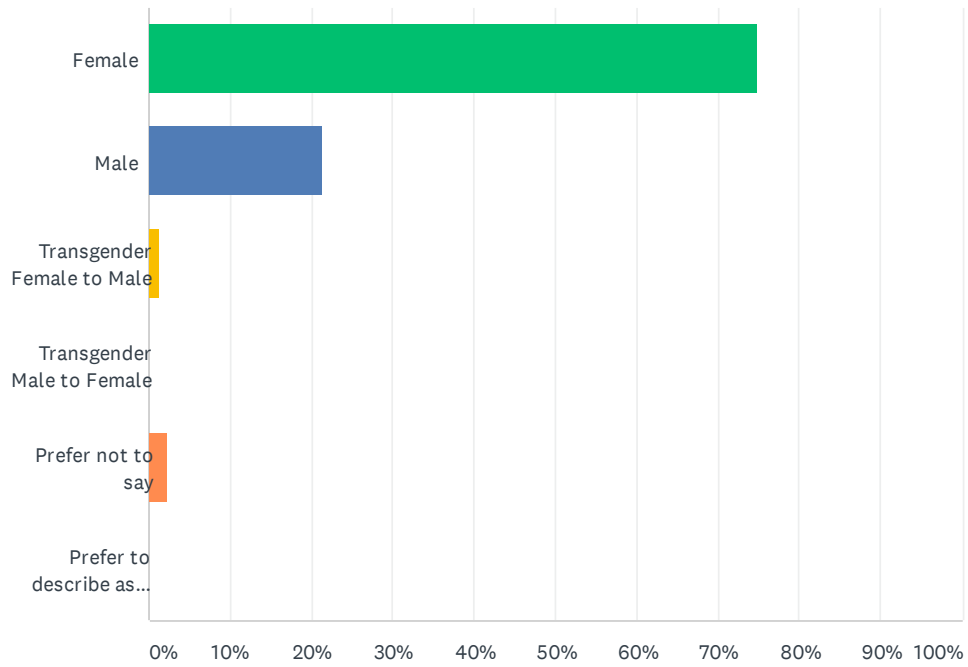
Answered: 84 Skipped: 27



ANSWER CHOICES	RESPONSES	
A slow transition back to my routine	64.29%	54
Increased availability of child care	7.14%	6
Widespread testing	59.52%	50
Increased social distancing	36.90%	31
Other (please specify)	11.90%	10
Total Respondents: 84		

Q14 Which gender do you identify with?

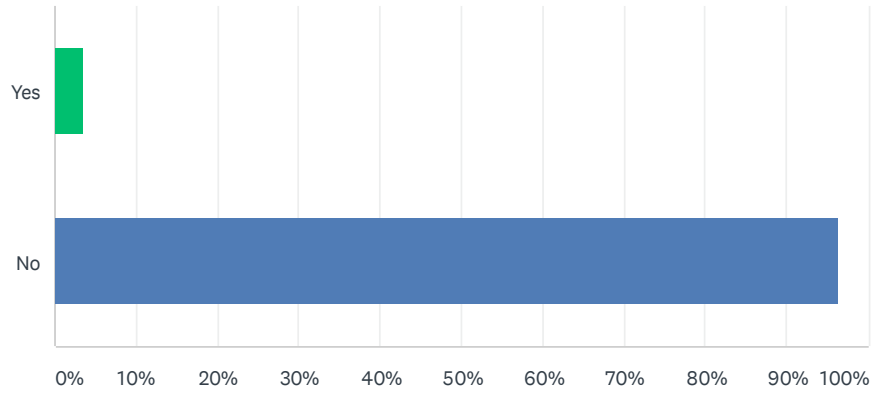
Answered: 84 Skipped: 27



ANSWER CHOICES	RESPONSES	
Female	75.00%	63
Male	21.43%	18
Transgender Female to Male	1.19%	1
Transgender Male to Female	0.00%	0
Prefer not to say	2.38%	2
Prefer to describe as (please specify)	0.00%	0
TOTAL		84

Q15 Are you of Hispanic, Latino, or Spanish origin?

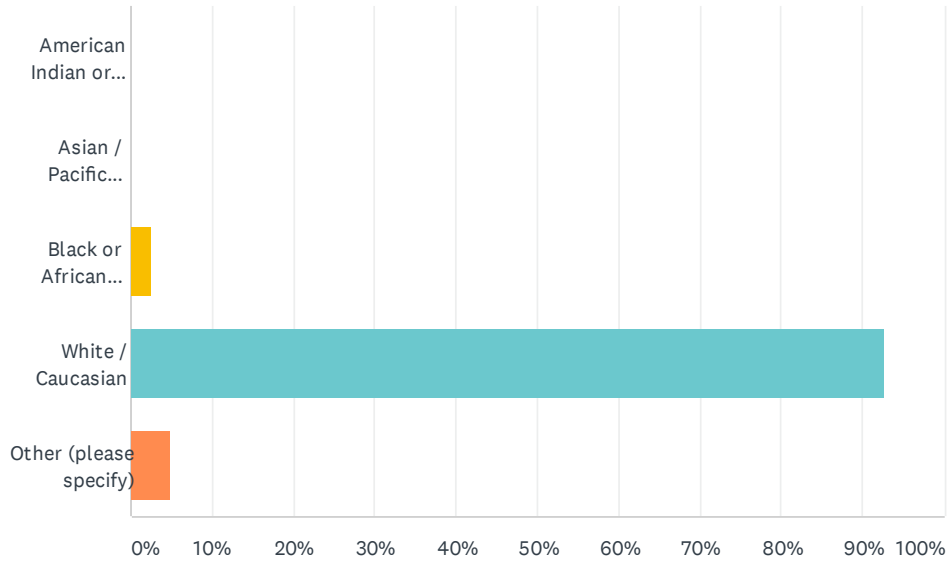
Answered: 83 Skipped: 28



ANSWER CHOICES	RESPONSES	
Yes	3.61%	3
No	96.39%	80
TOTAL		83

Q16 Which race best describes you?

Answered: 83 Skipped: 28



ANSWER CHOICES	RESPONSES	
American Indian or Alaskan Native	0.00%	0
Asian / Pacific Islander	0.00%	0
Black or African American	2.41%	2
White / Caucasian	92.77%	77
Other (please specify)	4.82%	4
TOTAL		83

Q17 Do you have any other comments, questions, or concerns?

Answered: 20 Skipped: 91