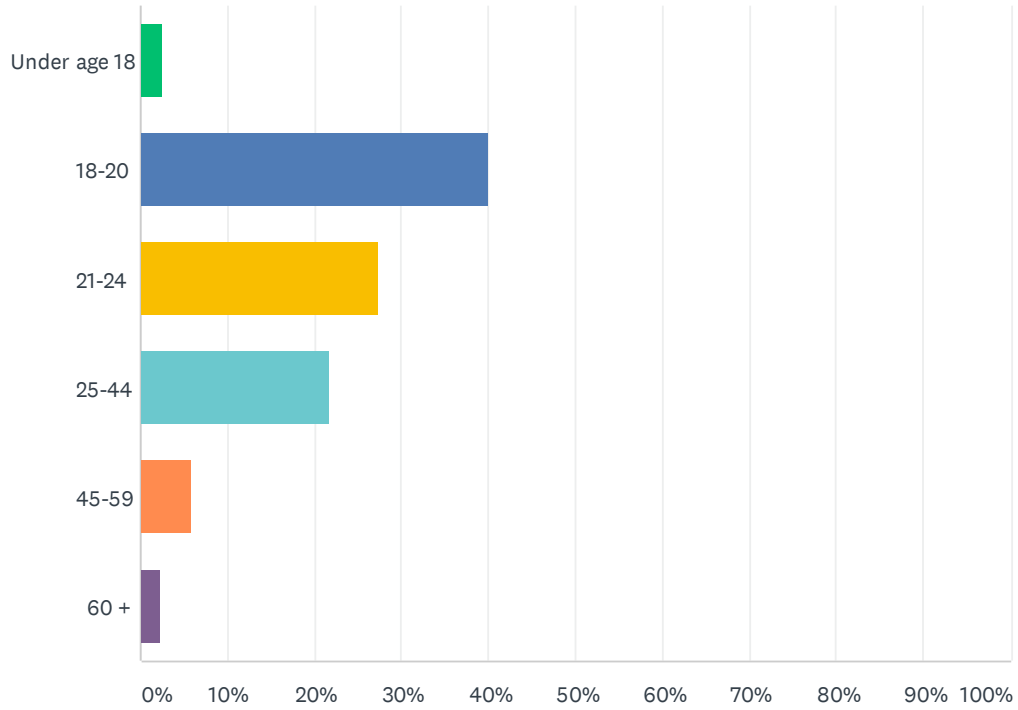


Q1 Please tell us your age.

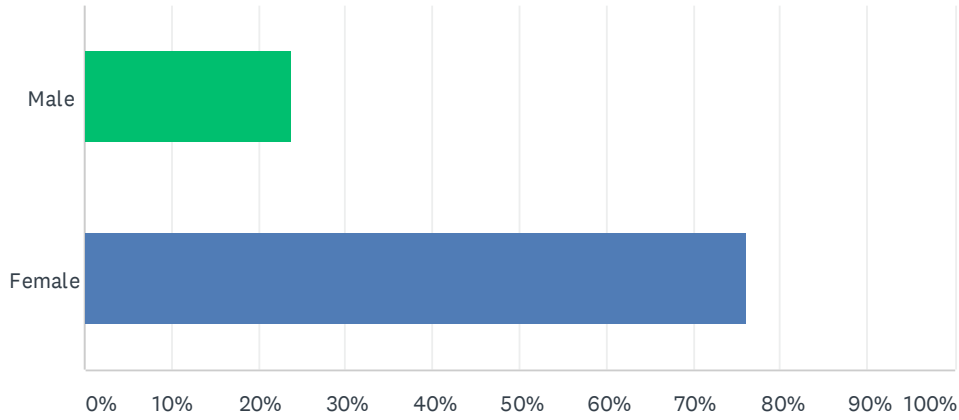
Answered: 657 Skipped: 0



ANSWER CHOICES	RESPONSES	
Under age 18	2.59%	17
18-20	40.03%	263
21-24	27.40%	180
25-44	21.77%	143
45-59	5.94%	39
60 +	2.28%	15
TOTAL		657

Q2 Please tell us what gender you identify with.

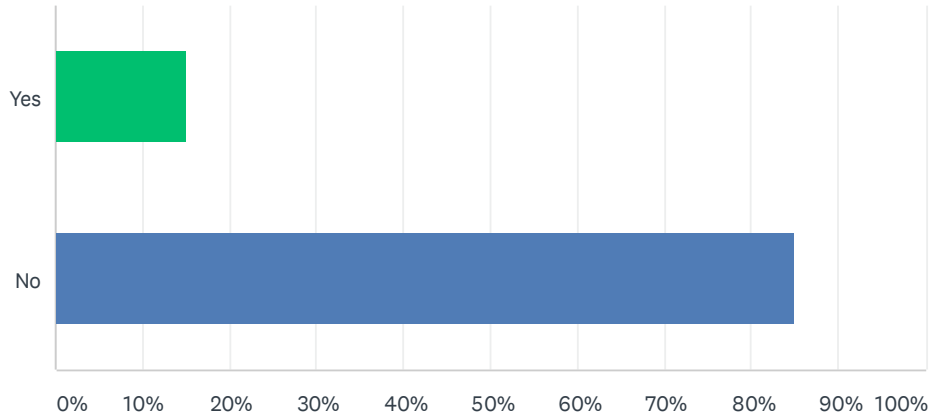
Answered: 630 Skipped: 27



ANSWER CHOICES	RESPONSES
Male	23.81% 150
Female	76.19% 480
TOTAL	630

Q3 Do you identify as Latino/a or Hispanic?

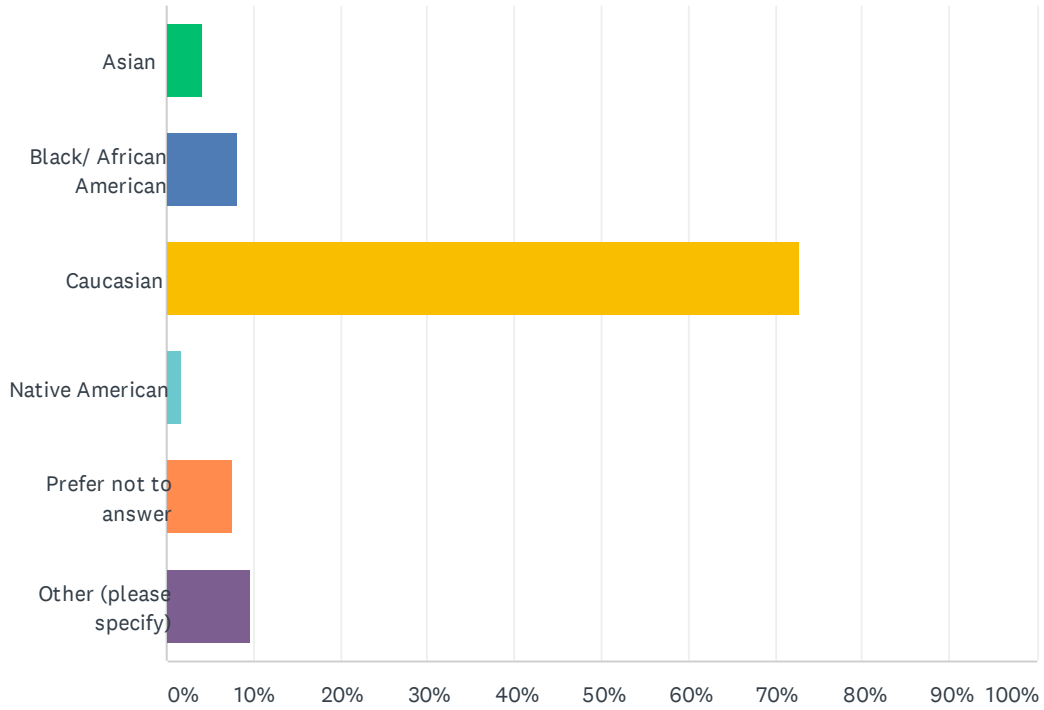
Answered: 630 Skipped: 27



ANSWER CHOICES	RESPONSES	
Yes	15.08%	95
No	84.92%	535
TOTAL		630

Q4 Please tell us your race/ ethnicity.

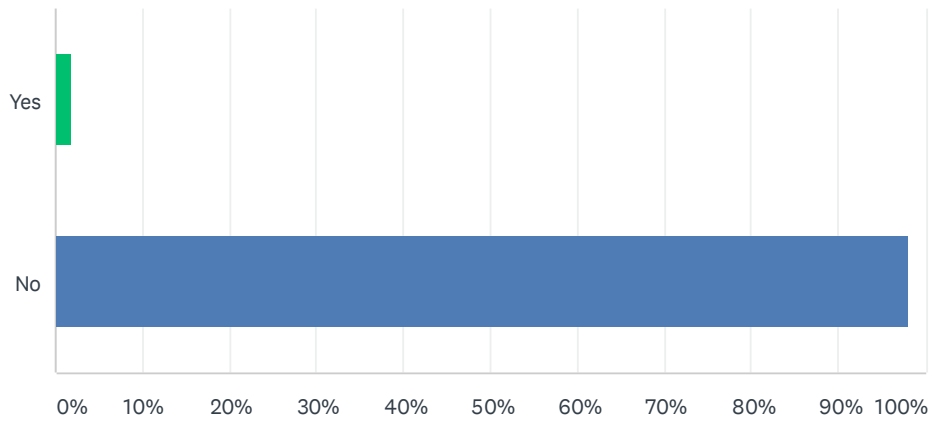
Answered: 630 Skipped: 27



ANSWER CHOICES	RESPONSES	
Asian	4.29%	27
Black/ African American	8.10%	51
Caucasian	72.86%	459
Native American	1.75%	11
Prefer not to answer	7.46%	47
Other (please specify)	9.52%	60
Total Respondents: 630		

Q5 Are you currently serving or are you a veteran of the United States Military?

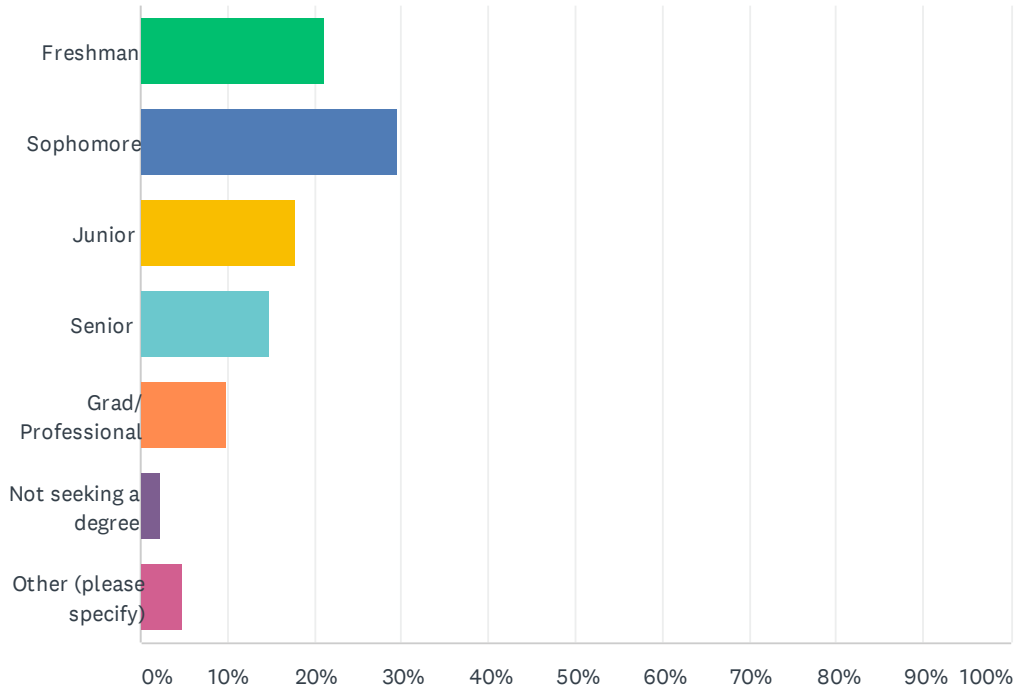
Answered: 630 Skipped: 27



ANSWER CHOICES	RESPONSES	
Yes	1.90%	12
No	98.10%	618
TOTAL		630

Q6 Please tell us your school classification.

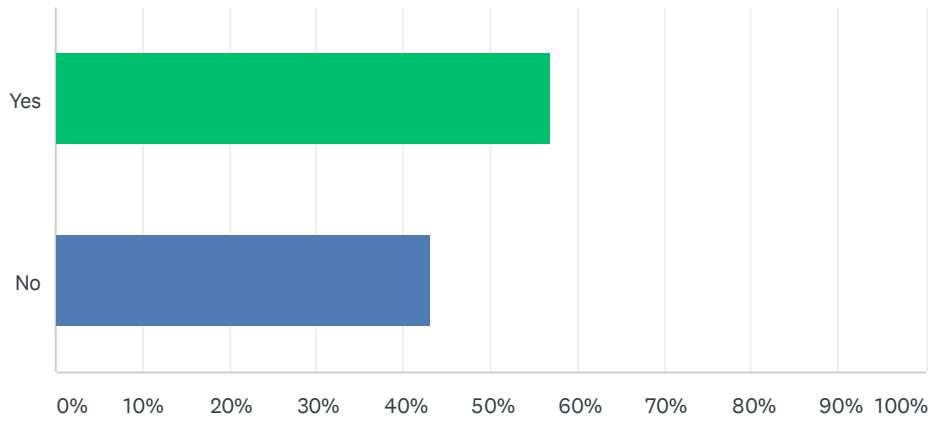
Answered: 630 Skipped: 27



ANSWER CHOICES	RESPONSES
Freshman	21.11% 133
Sophomore	29.52% 186
Junior	17.78% 112
Senior	14.76% 93
Grad/ Professional	9.84% 62
Not seeking a degree	2.22% 14
Other (please specify)	4.76% 30
TOTAL	630

Q7 Did you attend high school in Ocean County?

Answered: 630 Skipped: 27



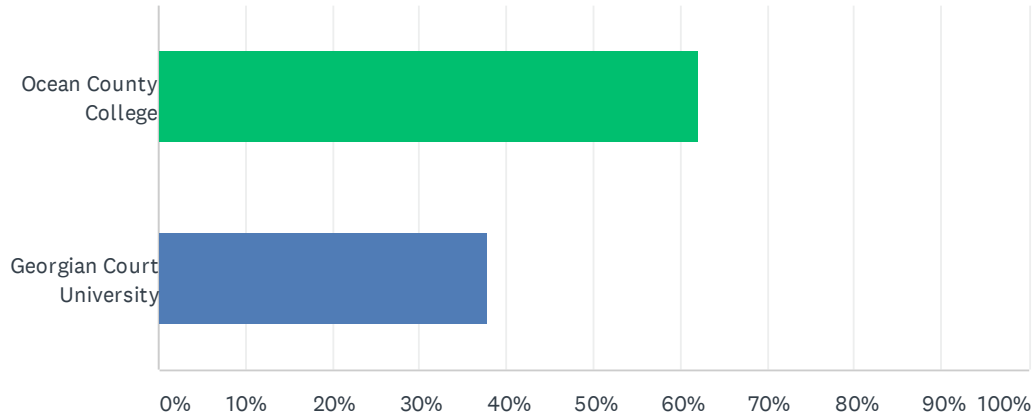
ANSWER CHOICES	RESPONSES	
Yes	56.98%	359
No	43.02%	271
TOTAL		630

Q8 What was the name of the high school in Ocean County that you attended?

Answered: 356 Skipped: 301

Q9 Which college do you attend?

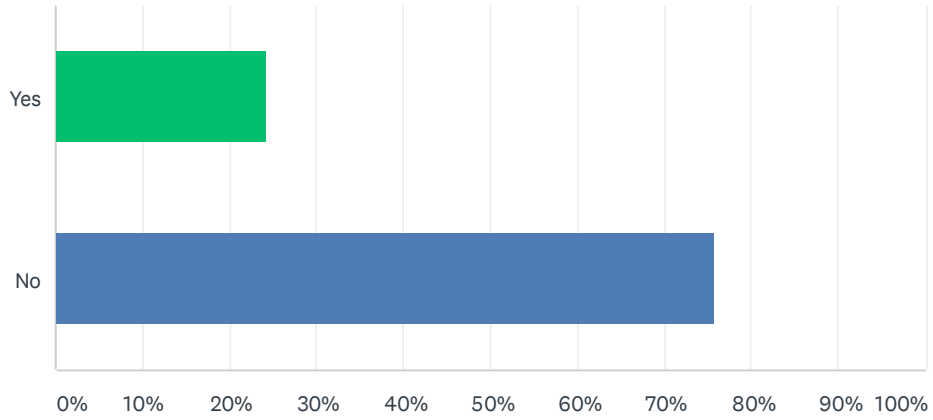
Answered: 618 Skipped: 39



ANSWER CHOICES	RESPONSES	
Ocean County College	62.14%	384
Georgian Court University	37.86%	234
TOTAL		618

Q10 Do you currently live on campus?

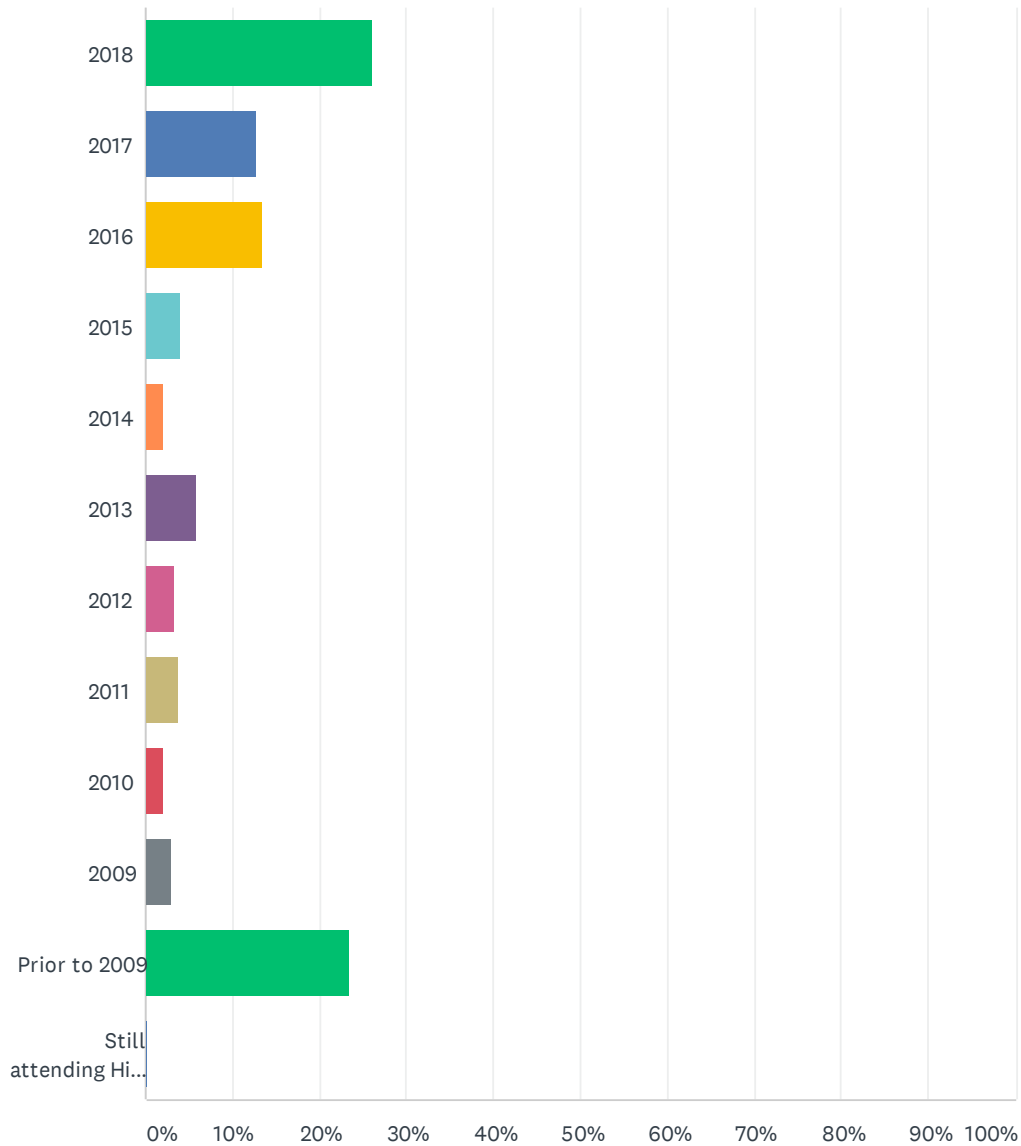
Answered: 240 Skipped: 417



ANSWER CHOICES	RESPONSES	
Yes	24.17%	58
No	75.83%	182
TOTAL		240

Q11 What year did you graduate from/complete High School?

Answered: 478 Skipped: 179

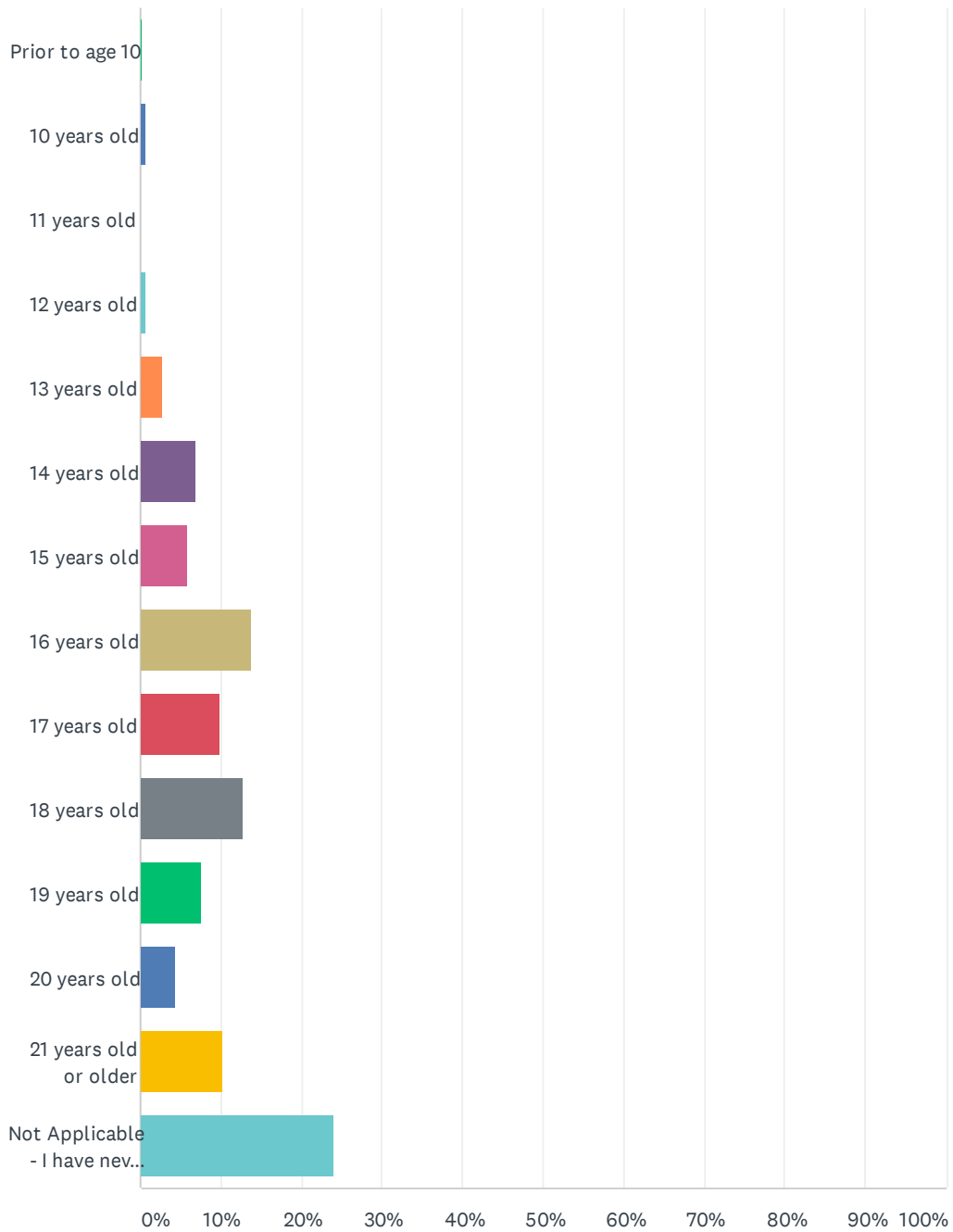


DART College Survey 2018

ANSWER CHOICES	RESPONSES	
2018	26.15%	125
2017	12.76%	61
2016	13.39%	64
2015	3.97%	19
2014	2.09%	10
2013	5.86%	28
2012	3.35%	16
2011	3.77%	18
2010	2.09%	10
2009	2.93%	14
Prior to 2009	23.43%	112
Still attending High School	0.21%	1
TOTAL		478

Q12 At what age did you drink enough alcohol to feel drunk (tipsy, inebriated, buzzed) for the FIRST time?

Answered: 475 Skipped: 182

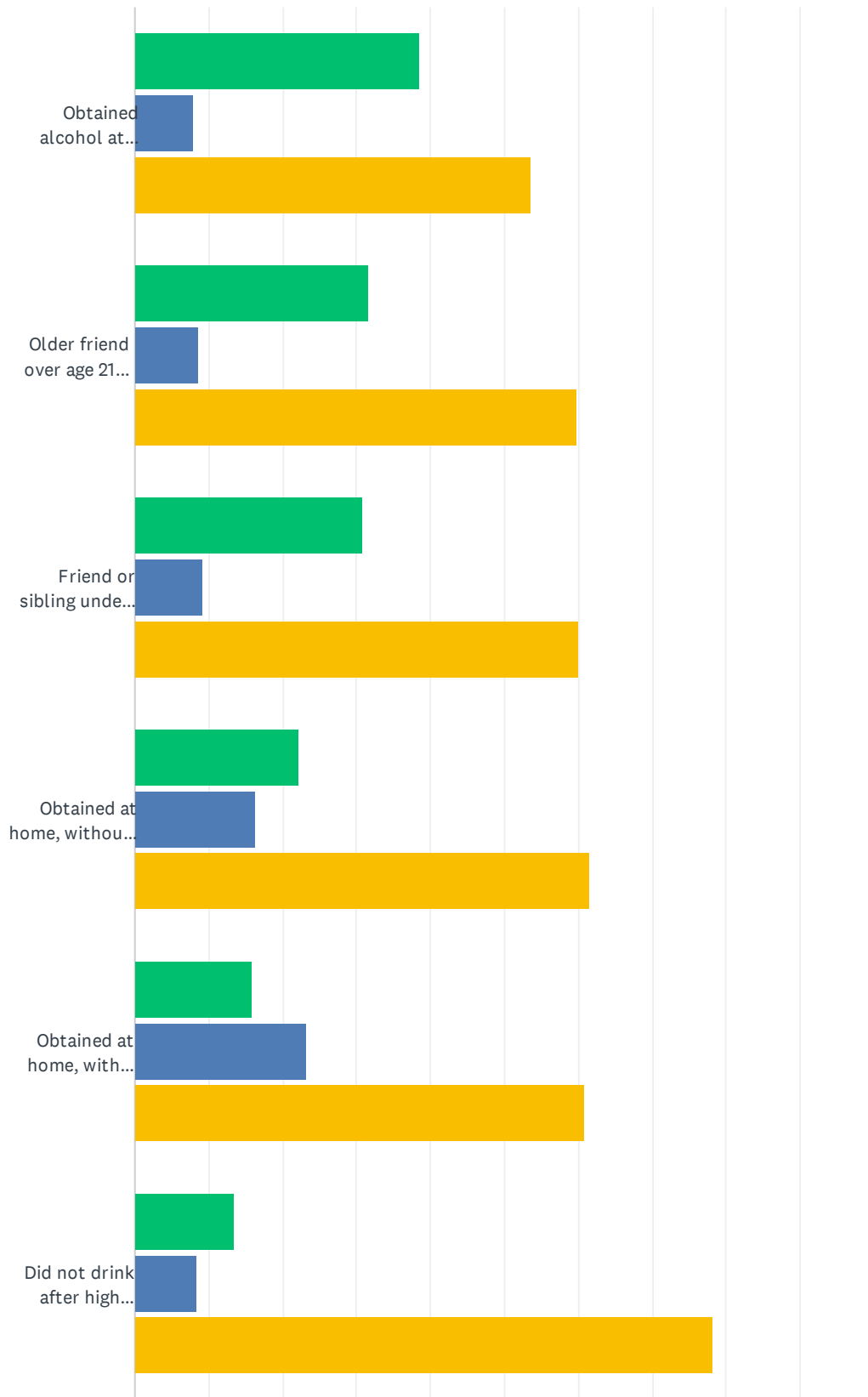


DART College Survey 2018

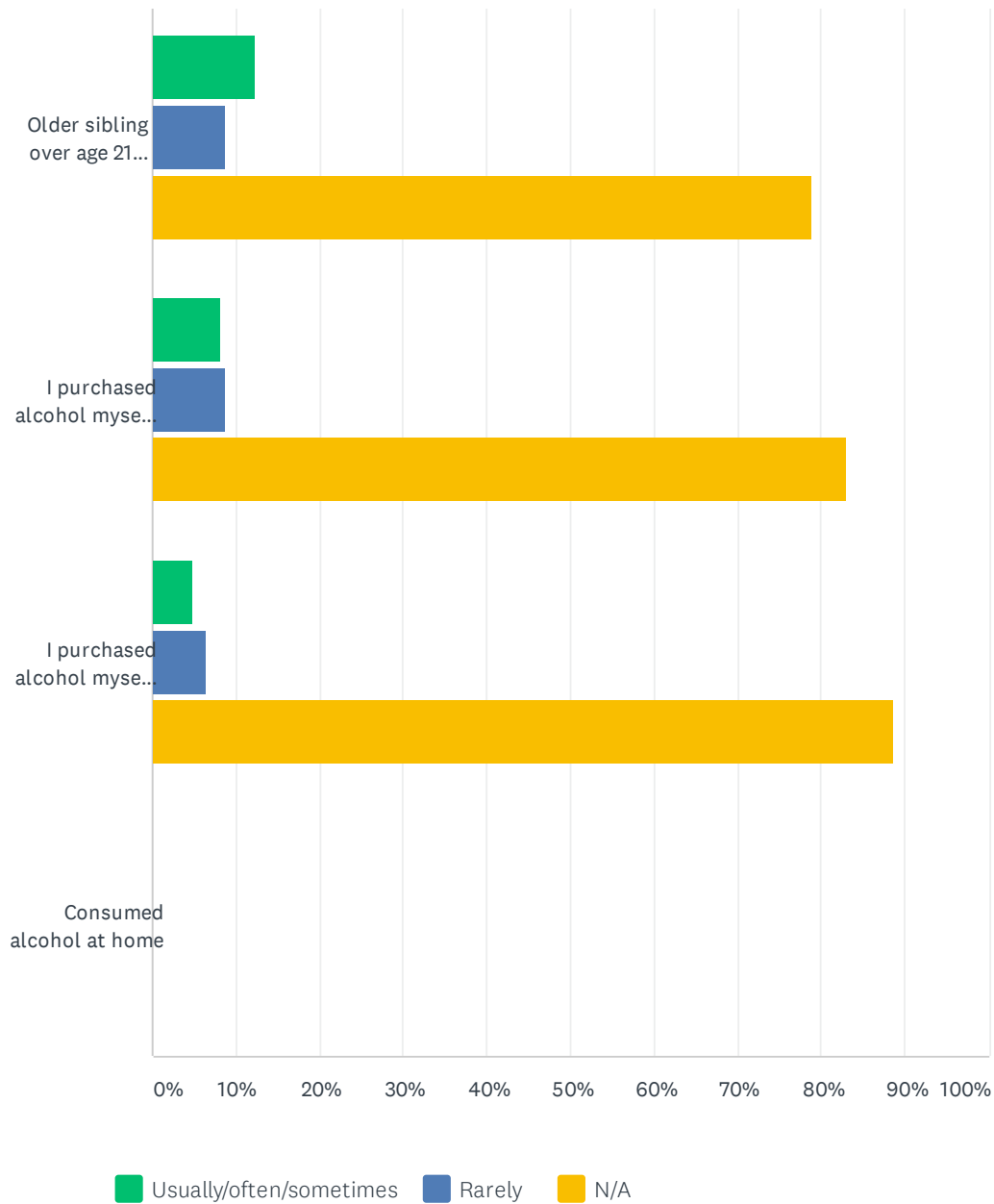
ANSWER CHOICES	RESPONSES	
Prior to age 10	0.21%	1
10 years old	0.63%	3
11 years old	0.00%	0
12 years old	0.63%	3
13 years old	2.74%	13
14 years old	6.95%	33
15 years old	5.89%	28
16 years old	13.89%	66
17 years old	9.89%	47
18 years old	12.84%	61
19 years old	7.58%	36
20 years old	4.42%	21
21 years old or older	10.32%	49
Not Applicable - I have never been drunk.	24.00%	114
TOTAL		475

Q13 If you began drinking alcohol WHILE IN HIGH SCHOOL, where did you obtain alcohol in high school?

Answered: 478 Skipped: 179



DART College Survey 2018

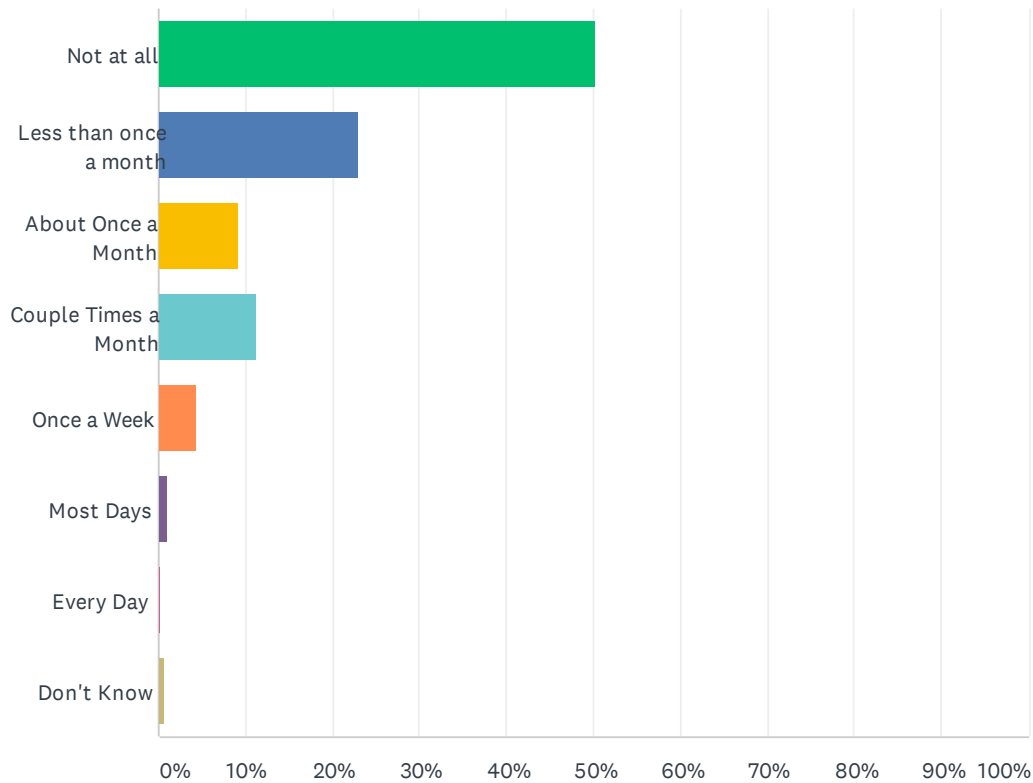


DART College Survey 2018

	USUALLY/OFTEN/SOMETIMES	RARELY	N/A	TOTAL	WEIGHTED AVERAGE
Obtained alcohol at private parties	38.49% 184	7.95% 38	53.56% 256	478	1.00
Older friend over age 21 purchased alcohol for me	31.59% 151	8.58% 41	59.83% 286	478	1.00
Friend or sibling under age 21 obtained the alcohol for me	30.75% 147	9.21% 44	60.04% 287	478	1.00
Obtained at home, without permission (i.e. sneaked the alcohol without parents/ family knowledge)	22.18% 106	16.32% 78	61.51% 294	478	1.00
Obtained at home, with parents/ family permission (i.e. parents provided the alcohol)	15.90% 76	23.22% 111	60.88% 291	478	1.00
Did not drink after high school before I turned 21	13.39% 64	8.37% 40	78.24% 374	478	1.00
Older sibling over age 21 purchased alcohol for me	12.34% 59	8.79% 42	78.87% 377	478	1.00
I purchased alcohol myself without proper identification (I was not proofed at the point of purchase)	8.16% 39	8.79% 42	83.05% 397	478	1.00
I purchased alcohol myself using a fake identification	4.81% 23	6.49% 31	88.70% 424	478	1.00
Consumed alcohol at home	0.00% 0	0.00% 0	0.00% 0	0	0.00

Q14 In your LAST YEAR OF HIGH SCHOOL how would you describe how often did you drink alcohol?

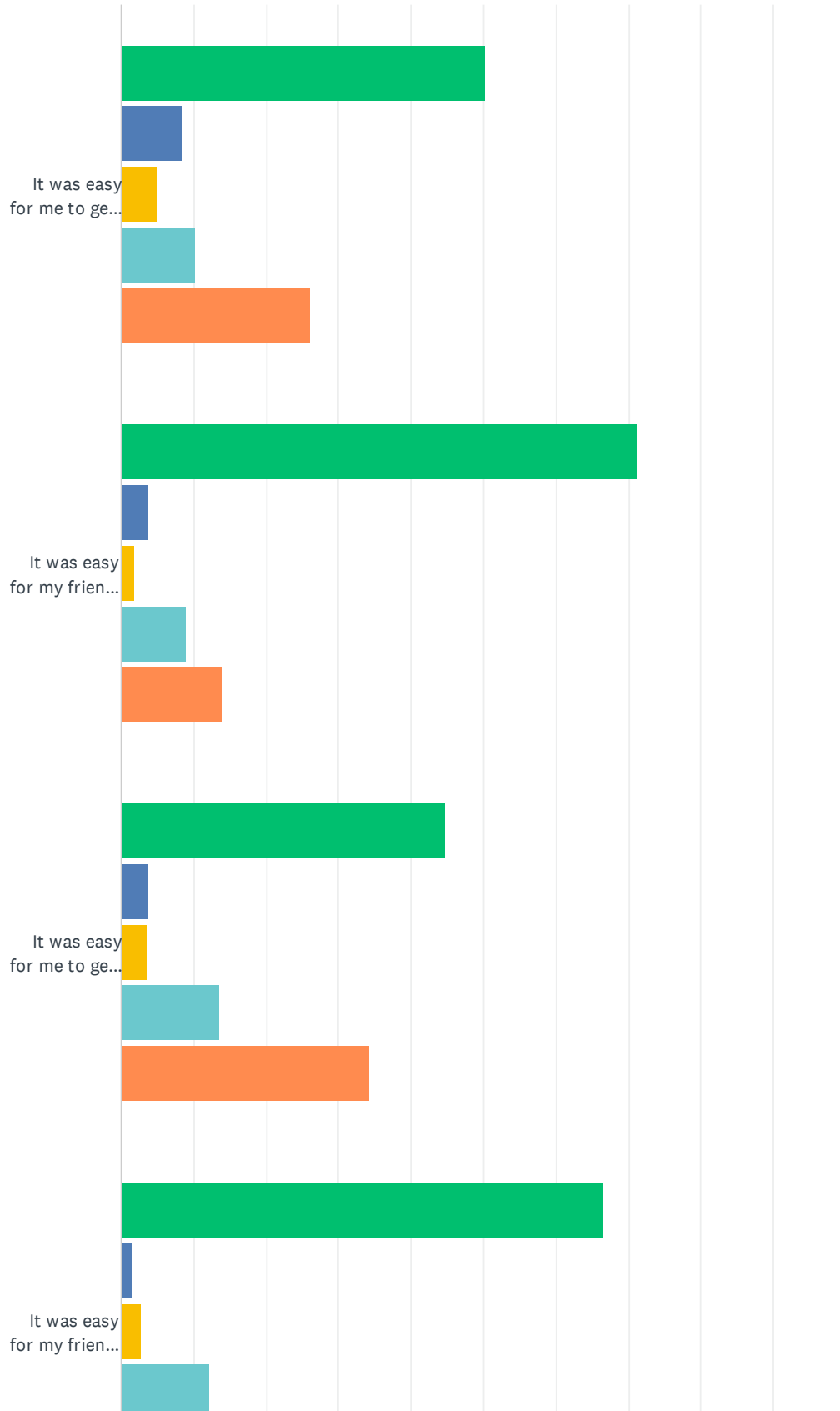
Answered: 478 Skipped: 179



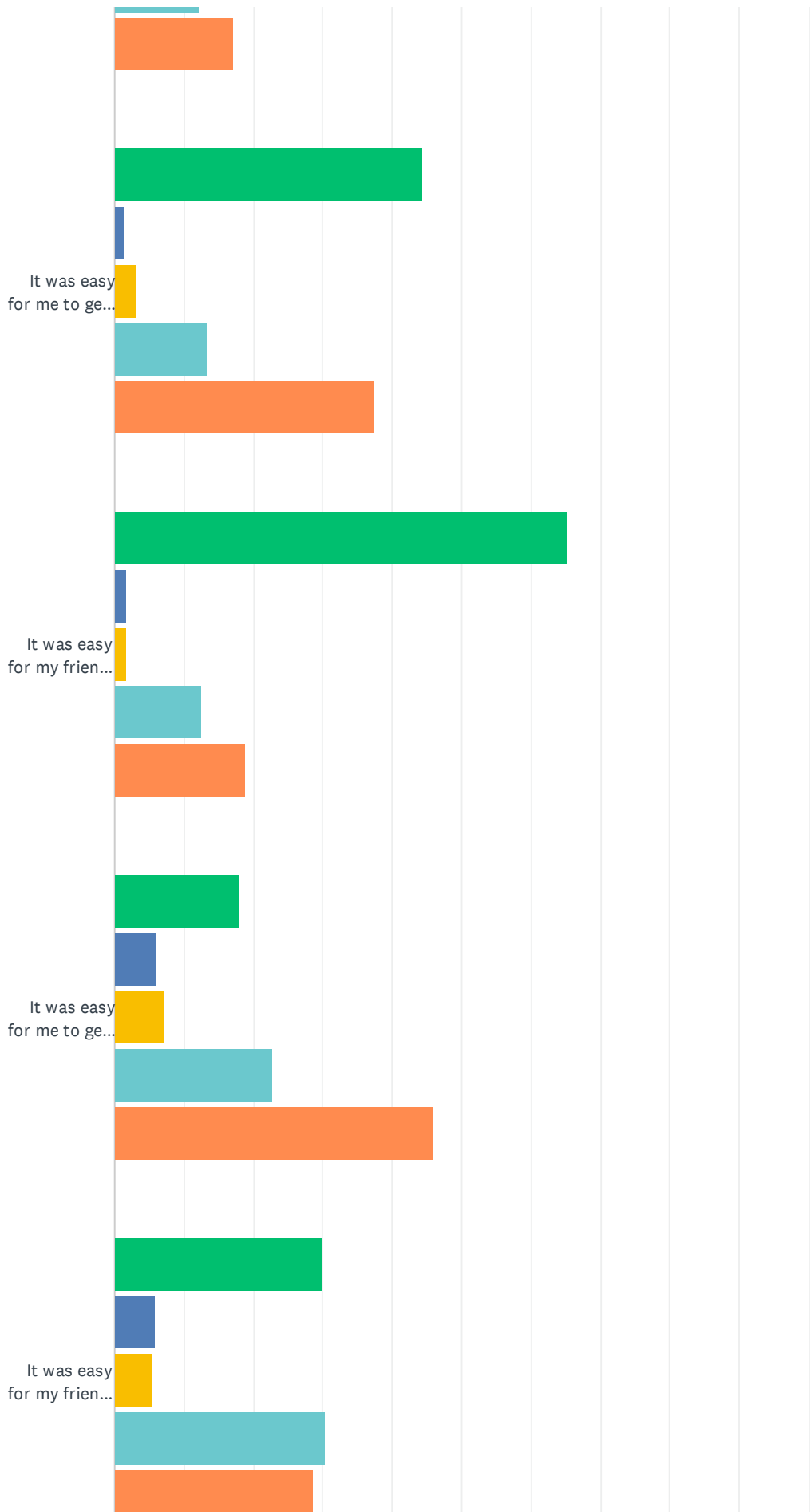
ANSWER CHOICES	RESPONSES	
Not at all	50.21%	240
Less than once a month	23.01%	110
About Once a Month	9.21%	44
Couple Times a Month	11.30%	54
Once a Week	4.39%	21
Most Days	1.05%	5
Every Day	0.21%	1
Don't Know	0.63%	3
TOTAL		478

Q15 In YOUR Opinion When you were in HIGH SCHOOL

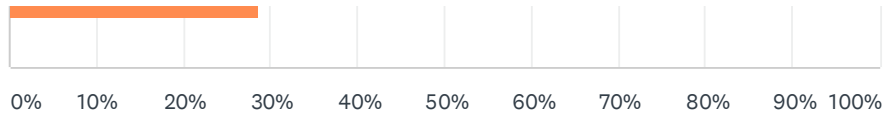
Answered: 478 Skipped: 179



DART College Survey 2018



DART College Survey 2018

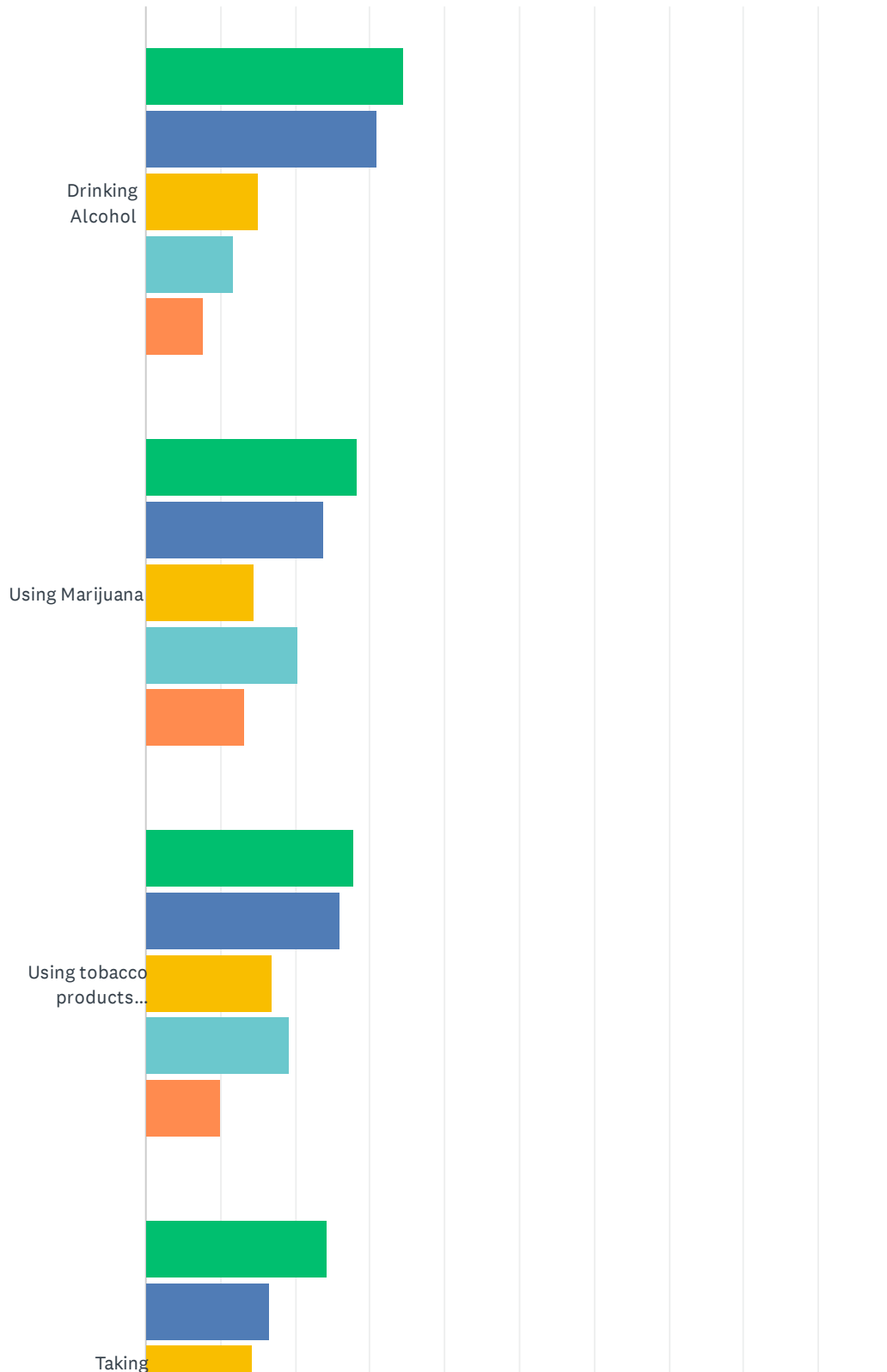


■ Very Easy/possible
 ■ Difficult
 ■ Very Difficult
 ■ Don't Know
 ■ N/A

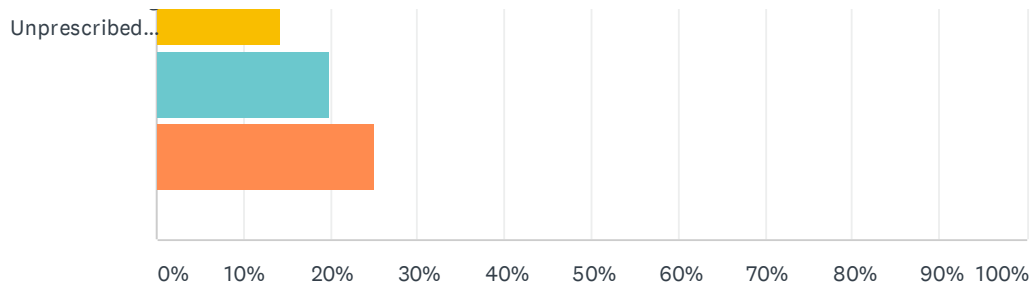
	VERY EASY/POSSIBLE	DIFFICULT	VERY DIFFICULT	DON'T KNOW	N/A	TOTAL	WEIGHTED AVERAGE
It was easy for me to get alcohol.	50.10% 239	8.39% 40	5.03% 24	10.27% 49	26.21% 125	477	1.99
It was easy for my friends and other students to get alcohol.	71.16% 338	3.79% 18	1.89% 9	9.05% 43	14.11% 67	475	1.58
It was easy for me to get tobacco products (cigarettes, cigars, e-cigarettes, chewing tobacco, snuff)	44.75% 213	3.78% 18	3.57% 17	13.66% 65	34.24% 163	476	2.11
It was easy for my friends and other students to get tobacco products (cigarettes, cigars, e-cigarettes, chewing tobacco, snuff)	66.53% 316	1.47% 7	2.74% 13	12.21% 58	17.05% 81	475	1.72
It was easy for me to get marijuana.	44.42% 211	1.47% 7	3.16% 15	13.47% 64	37.47% 178	475	2.06
It was easy for my friends and other students to get marijuana.	65.33% 309	1.69% 8	1.69% 8	12.47% 59	18.82% 89	473	1.72
It was easy for me to get unprescribed prescription drugs.	17.89% 85	6.11% 29	7.16% 34	22.74% 108	46.11% 219	475	3.31
It was easy for my friends and other students to get unprescribed prescription drugs.	29.83% 142	5.88% 28	5.46% 26	30.25% 144	28.57% 136	476	3.09

Q16 In YOUR Opinion when you were in HIGH SCHOOL how much did HIGH SCHOOL KIDS risk being harmed or experience consequences from.....

Answered: 478 Skipped: 179



DART College Survey 2018

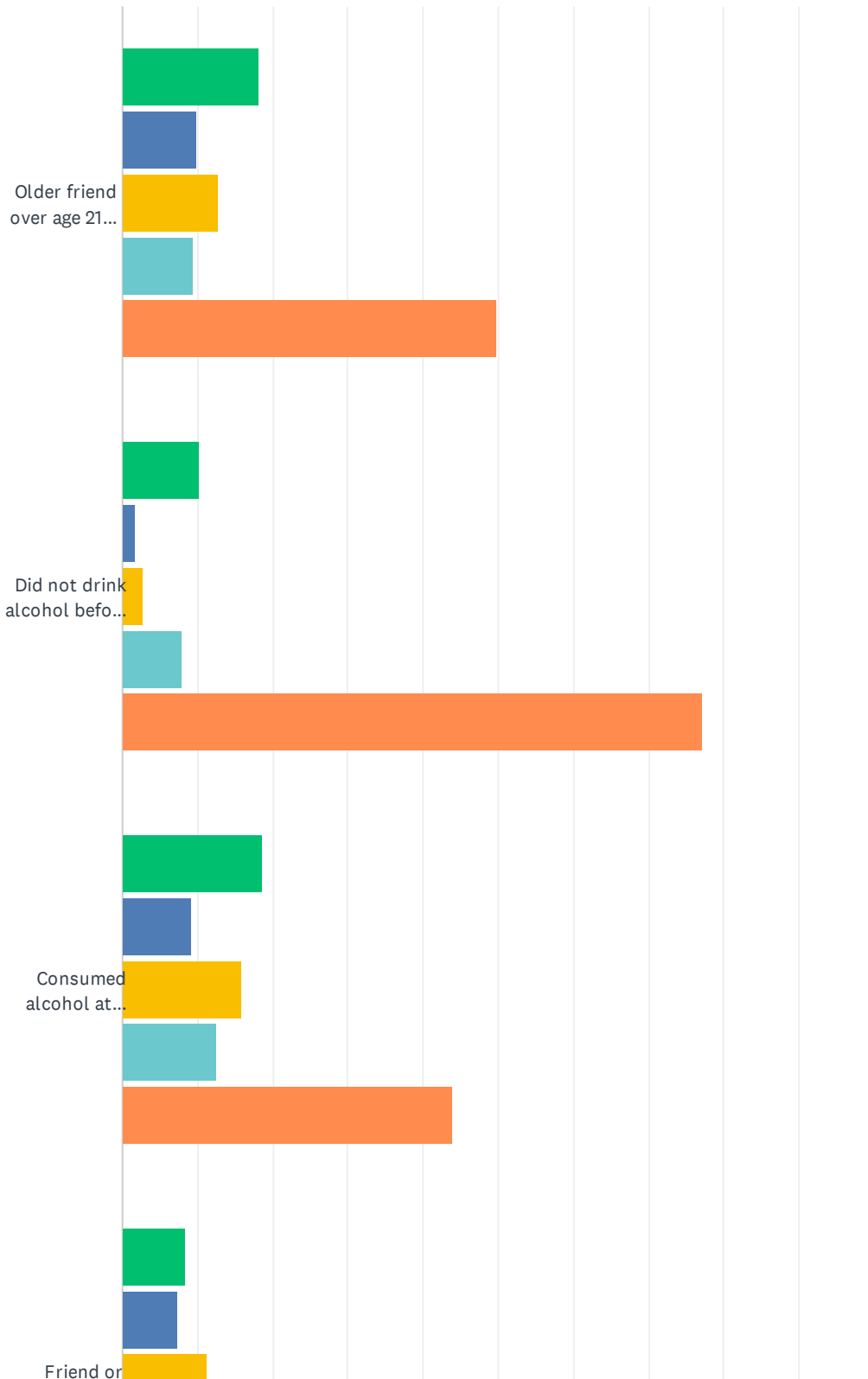


■ A lot
 ■ Somewhat
 ■ A little
 ■ Not Much at All
 ■ N/A

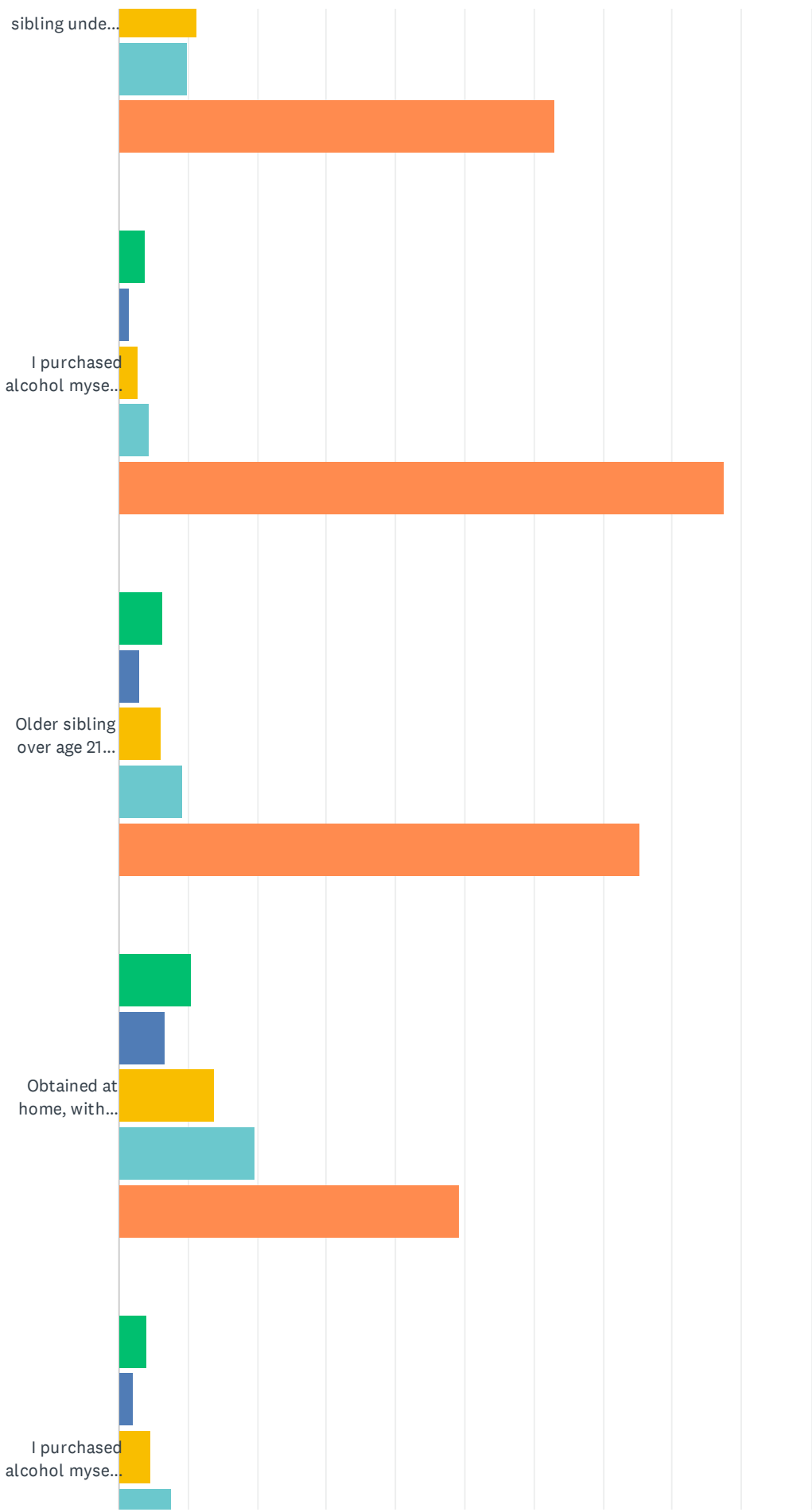
	A LOT	SOMEWHAT	A LITTLE	NOT MUCH AT ALL	N/A	TOTAL	WEIGHTED AVERAGE
Drinking Alcohol	34.52% 165	30.96% 148	15.06% 72	11.72% 56	7.74% 37	478	2.04
Using Marijuana	28.24% 135	23.85% 114	14.44% 69	20.29% 97	13.18% 63	478	2.31
Using tobacco products (cigarettes, cigars, e-cigarettes, chewing tobacco, snuff)	27.82% 133	25.94% 124	16.95% 81	19.25% 92	10.04% 48	478	2.31
Taking Unprescribed Prescription Drugs	24.27% 116	16.53% 79	14.23% 68	19.87% 95	25.10% 120	478	2.40

Q17 Once you graduated from high school and were still under age 21, if and when you drank alcohol, where do you obtain alcohol? (check all that apply)

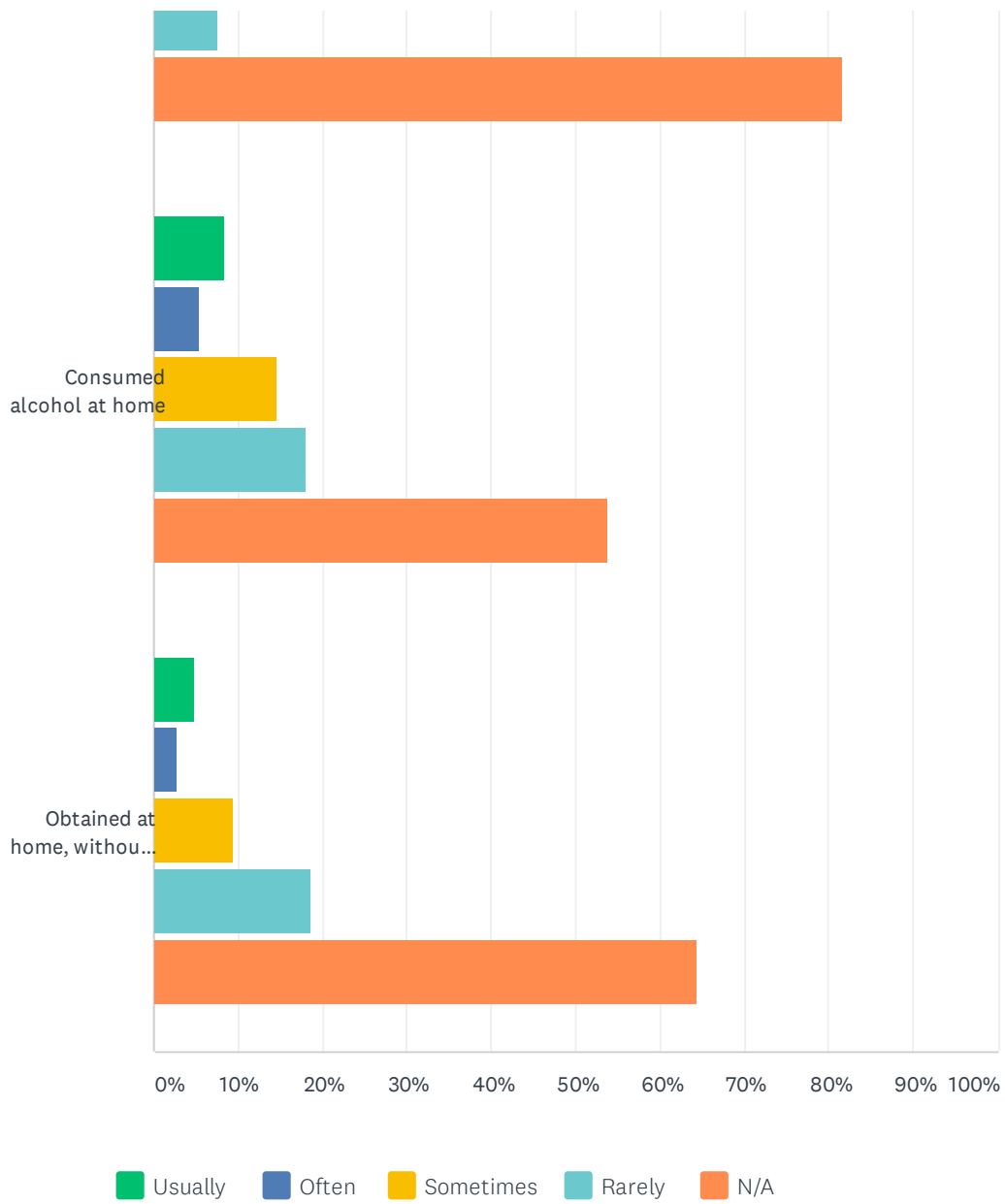
Answered: 478 Skipped: 179



DART College Survey 2018



DART College Survey 2018

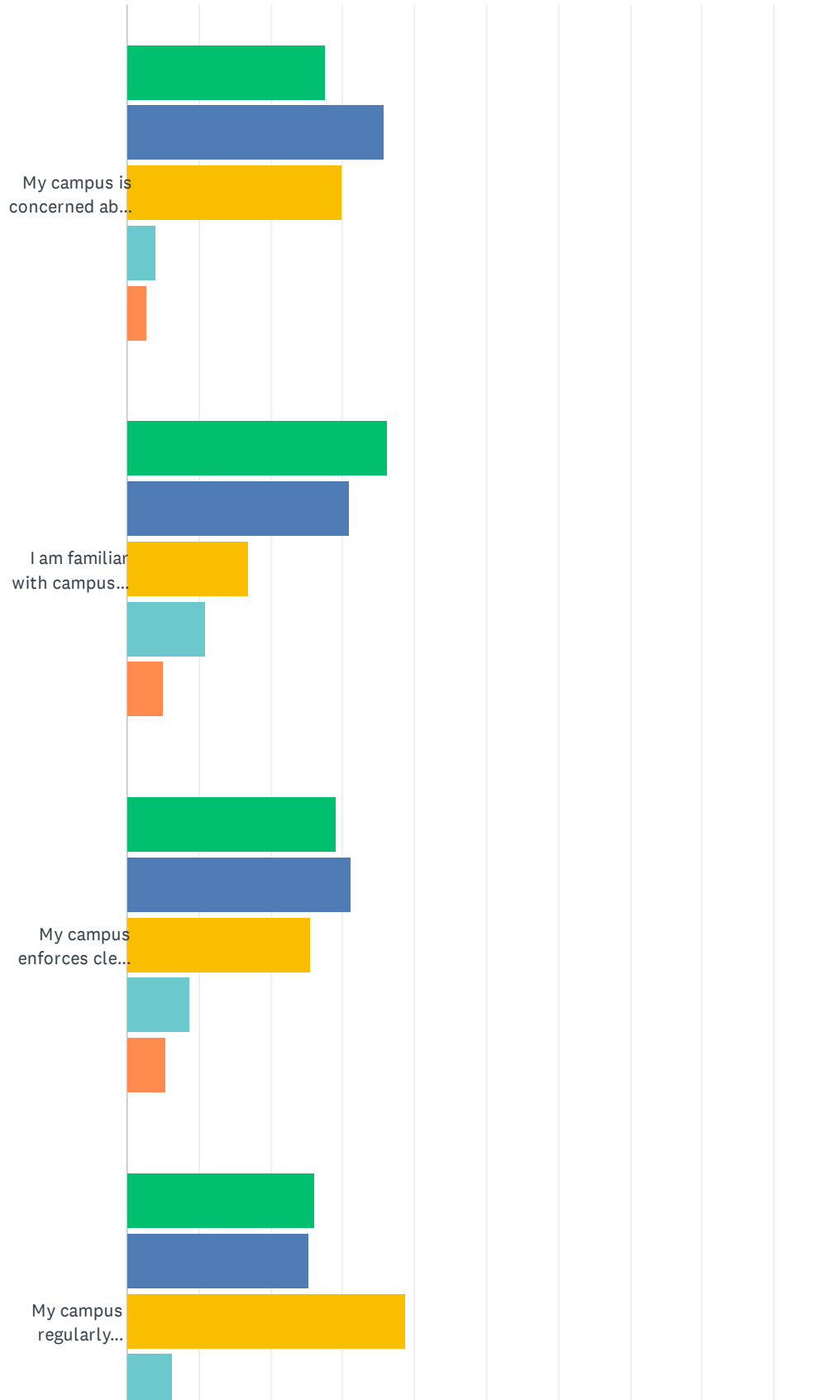


DART College Survey 2018

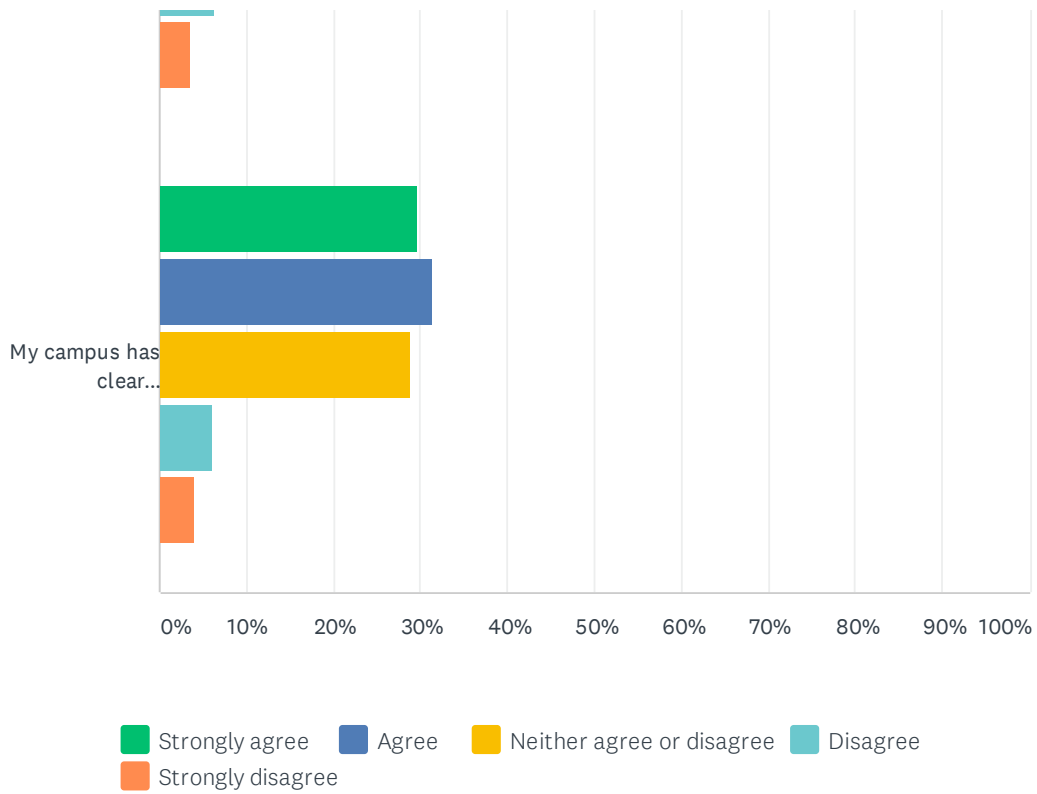
	USUALLY	OFTEN	SOMETIMES	RARELY	N/A	TOTAL	WEIGHTED AVERAGE
Older friend over age 21 purchased alcohol for me	18.30% 86	9.79% 46	12.77% 60	9.36% 44	49.79% 234	470	2.74
Did not drink alcohol before the age of 21	10.30% 48	1.72% 8	2.79% 13	7.94% 37	77.25% 360	466	2.63
Consumed alcohol at private parties	18.64% 88	9.11% 43	15.89% 75	12.50% 59	43.86% 207	472	2.60
Friend or sibling under age 21 obtained the alcohol for me	8.44% 40	7.38% 35	11.39% 54	9.92% 47	62.87% 298	474	2.39
I purchased alcohol myself using a fake identification	3.82% 18	1.49% 7	2.76% 13	4.46% 21	87.47% 412	471	2.37
Older sibling over age 21 purchased alcohol for me	6.34% 30	2.96% 14	6.13% 29	9.30% 44	75.26% 356	473	2.26
Obtained at home, with parents/ family permission (i.e. parents provided the alcohol)	10.50% 50	6.72% 32	13.87% 66	19.75% 94	49.16% 234	476	2.16
I purchased alcohol myself without proper identification (I was not proofed at the point of purchase)	4.03% 19	2.12% 10	4.66% 22	7.63% 36	81.57% 385	472	2.14
Consumed alcohol at home	8.35% 39	5.35% 25	14.56% 68	17.99% 84	53.75% 251	467	2.09
Obtained at home, without permission (i.e. sneaked the alcohol without parents/ family knowledge)	4.85% 23	2.74% 13	9.49% 45	18.57% 88	64.35% 305	474	1.83

Q18 In YOUR opinion.....

Answered: 478 Skipped: 179



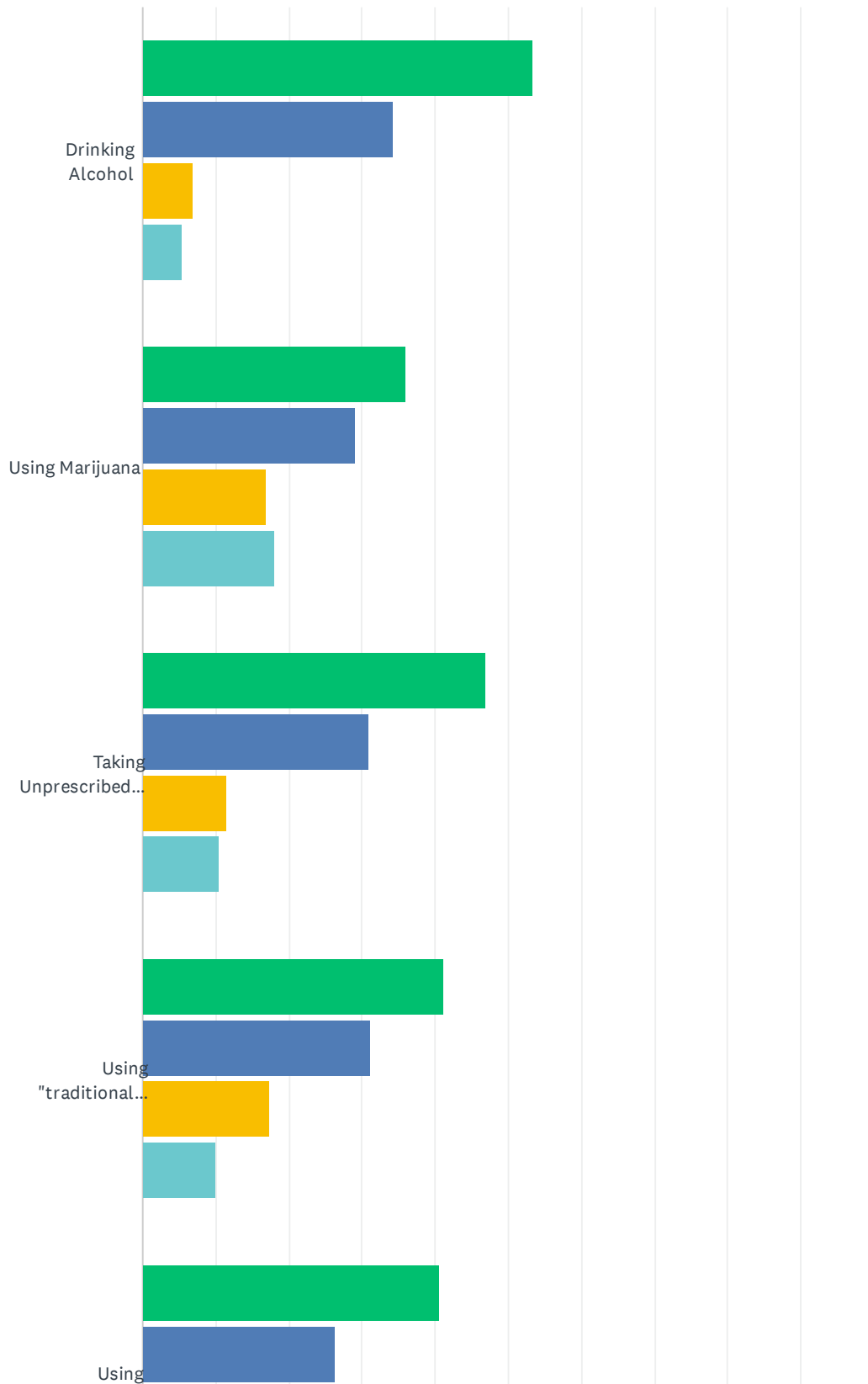
DART College Survey 2018



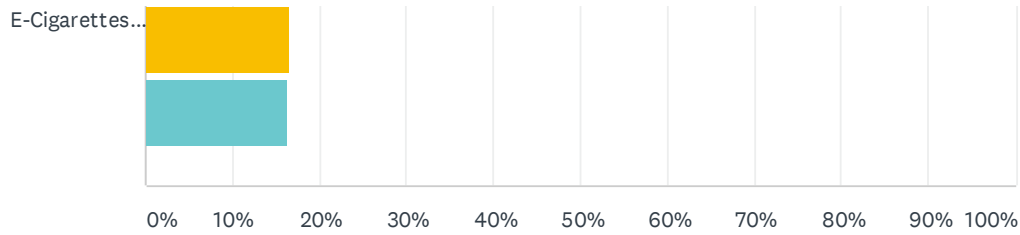
	STRONGLY AGREE	AGREE	NEITHER AGREE OR DISAGREE	DISAGREE	STRONGLY DISAGREE	TOTAL	WEIGHTED AVERAGE
My campus is concerned about preventing drug and alcohol abuse.	27.62% 132	35.77% 171	29.92% 143	3.97% 19	2.72% 13	478	2.82
I am familiar with campus policies on drugs and alcohol.	36.19% 173	30.96% 148	16.95% 81	10.88% 52	5.02% 24	478	2.82
My campus enforces clear policies around smoking cigarettes and e-cigarettes.	29.08% 139	31.17% 149	25.52% 122	8.79% 42	5.44% 26	478	2.70
My campus regularly enforces the drug and alcohol policies.	26.15% 125	25.31% 121	38.70% 185	6.28% 30	3.56% 17	478	2.64
My campus has clear consequences for use of drugs and alcohol.	29.71% 142	31.38% 150	28.87% 138	6.07% 29	3.97% 19	478	2.77

Q19 In YOUR Opinion how much do COLLEGE AGE KIDS risk being harmed or experience consequences from.....

Answered: 478 Skipped: 179



DART College Survey 2018

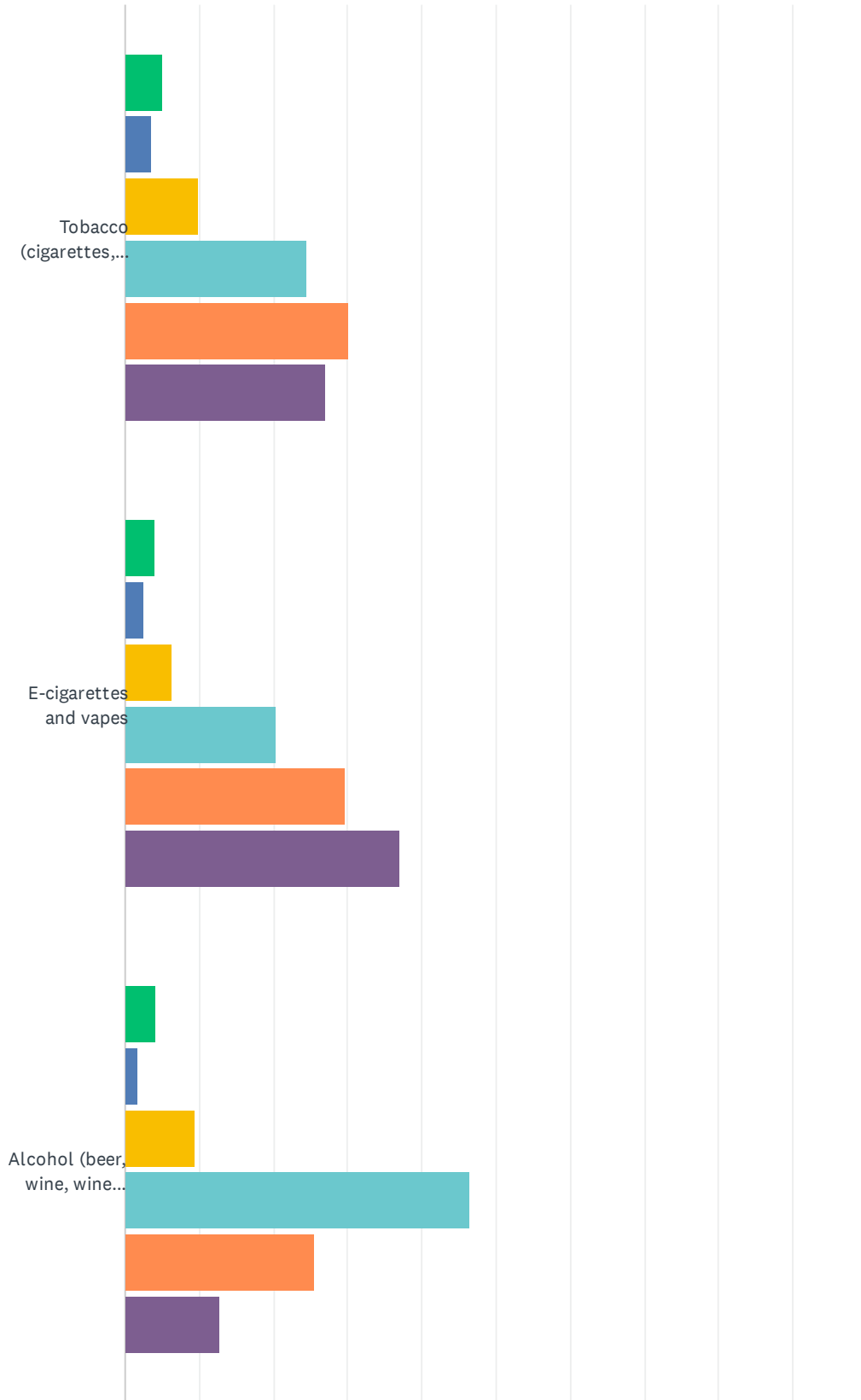


■ A lot
 ■ Somewhat
 ■ A little
 ■ Not Much at All

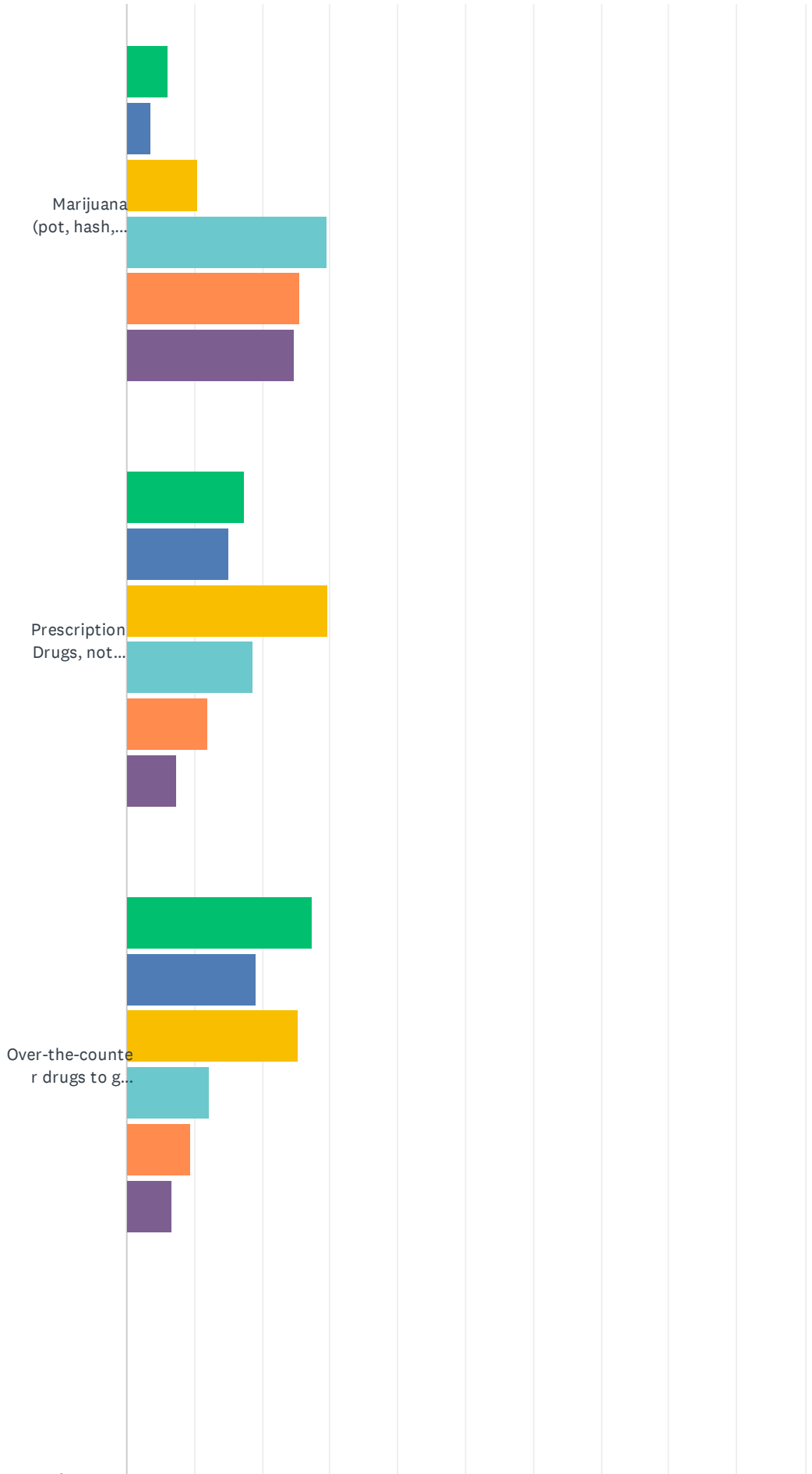
	A LOT	SOMEWHAT	A LITTLE	NOT MUCH AT ALL	TOTAL	WEIGHTED AVERAGE
Drinking Alcohol	53.28% 252	34.25% 162	6.98% 33	5.50% 26	473	1.65
Using Marijuana	36.08% 171	29.11% 138	16.88% 80	17.93% 85	474	2.17
Taking Unprescribed Prescription Drugs	46.96% 224	31.03% 148	11.53% 55	10.48% 50	477	1.86
Using "traditional" tobacco products (cigarettes, cigars, chewing tobacco, snuff)	41.30% 197	31.24% 149	17.40% 83	10.06% 48	477	1.96
Using E-Cigarettes (E-Cig, Vapes)	40.67% 194	26.42% 126	16.56% 79	16.35% 78	477	2.09

Q20 How often do you think other students on your campus use the following:

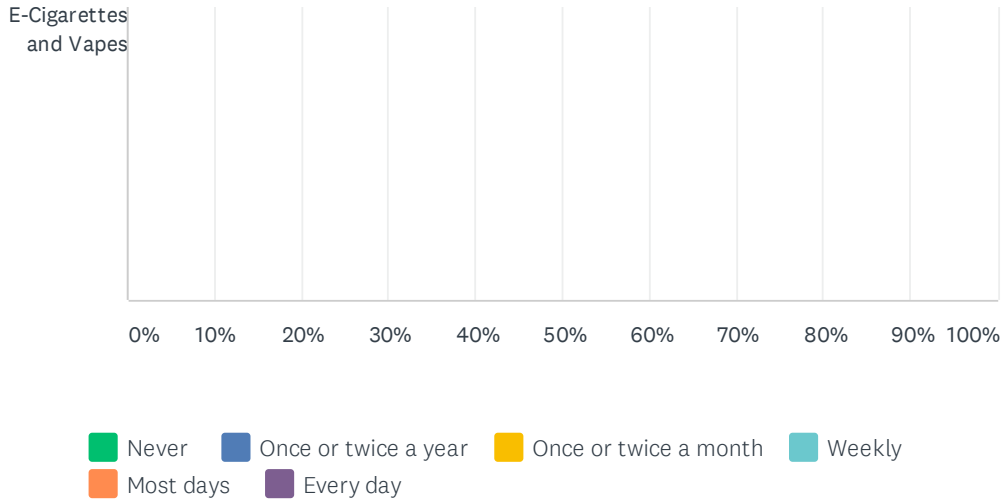
Answered: 478 Skipped: 179



DART College Survey 2018



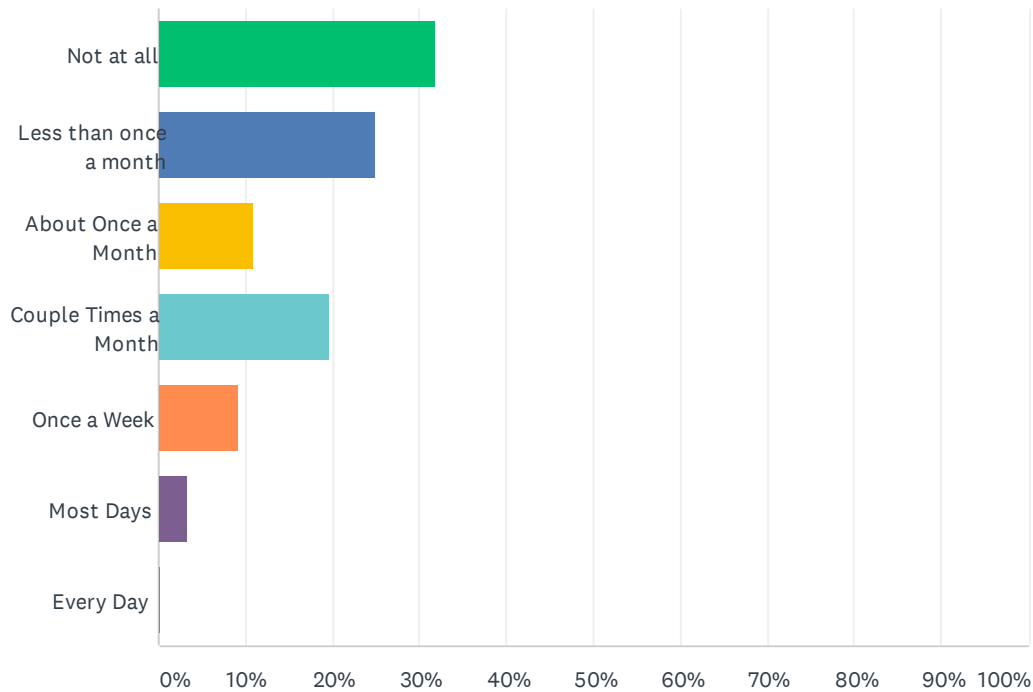
DART College Survey 2018



	NEVER	ONCE OR TWICE A YEAR	ONCE OR TWICE A MONTH	WEEKLY	MOST DAYS	EVERY DAY	TOTAL
Tobacco (cigarettes, cigars, chew, snuff, snus, hookahs)	5.04% 24	3.57% 17	9.87% 47	24.58% 117	30.04% 143	26.89% 128	476
E-cigarettes and vapes	3.98% 19	2.52% 12	6.29% 30	20.34% 97	29.77% 142	37.11% 177	477
Alcohol (beer, wine, wine coolers, liquor)	4.18% 20	1.67% 8	9.41% 45	46.44% 222	25.52% 122	12.76% 61	478
Marijuana (pot, hash, hash oil)	6.08% 29	3.56% 17	10.48% 50	29.56% 141	25.58% 122	24.74% 118	477
Prescription Drugs, not prescribed for them	17.26% 82	15.16% 72	29.68% 141	18.53% 88	12.00% 57	7.37% 35	475
Over-the-counter drugs to get high	27.37% 130	18.95% 90	25.26% 120	12.21% 58	9.47% 45	6.74% 32	475
E-Cigarettes and Vapes	0.00% 0	0.00% 0	0.00% 0	0.00% 0	0.00% 0	0.00% 0	0

Q21 Over the past year, how would you describe how often you drink alcohol?

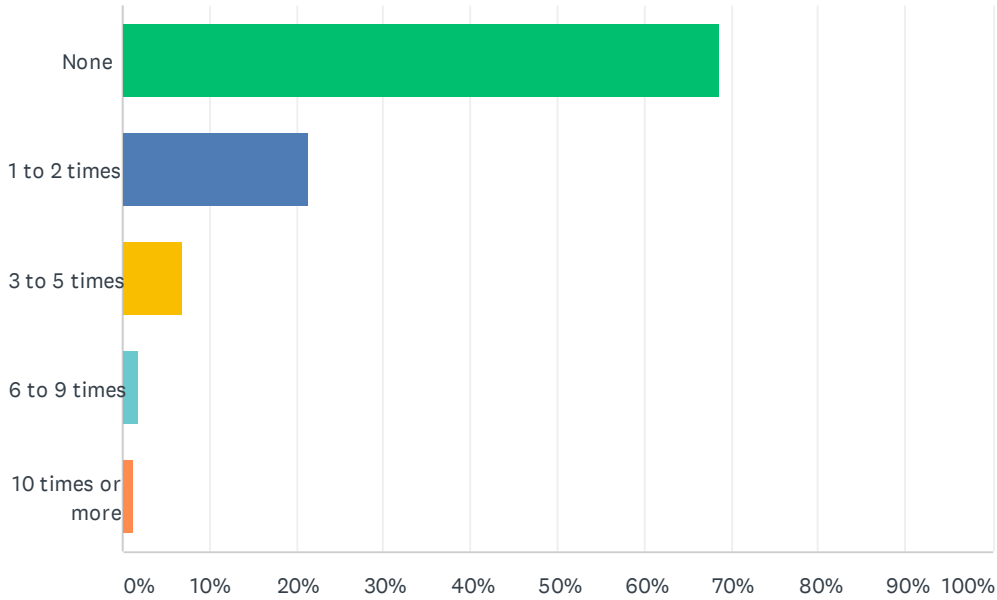
Answered: 478 Skipped: 179



ANSWER CHOICES	RESPONSES	
Not at all	31.80%	152
Less than once a month	24.90%	119
About Once a Month	10.88%	52
Couple Times a Month	19.67%	94
Once a Week	9.21%	44
Most Days	3.35%	16
Every Day	0.21%	1
TOTAL		478

Q22 Over the last 30 days, how many times have you had five or more drinks in one sitting? A drink is 12 ounces of beer, 5 ounces of wine, or a shot of liquor.

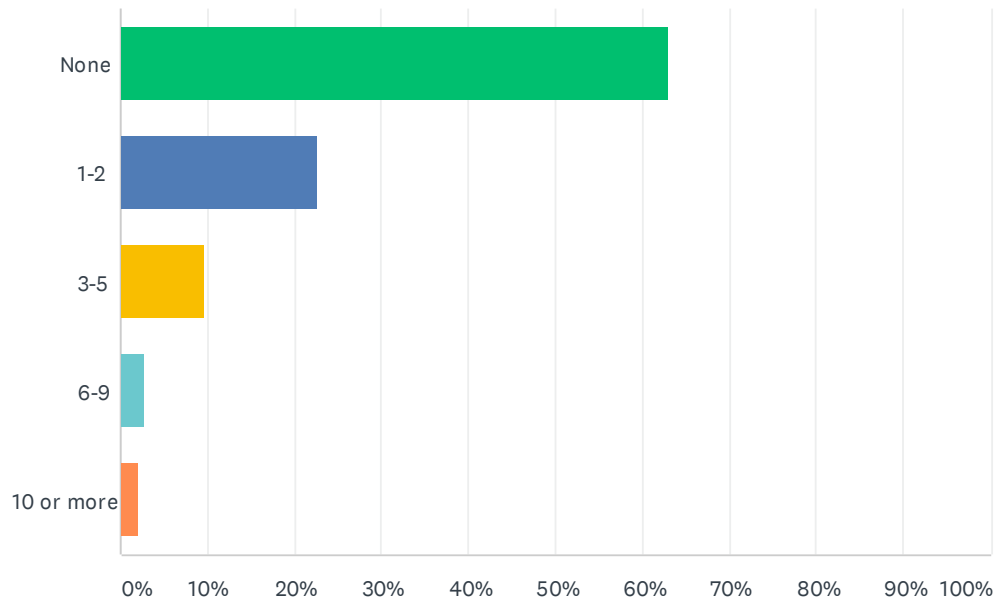
Answered: 478 Skipped: 179



ANSWER CHOICES	RESPONSES	
None	68.62%	328
1 to 2 times	21.34%	102
3 to 5 times	6.90%	33
6 to 9 times	1.88%	9
10 times or more	1.26%	6
TOTAL		478

Q23 How many drinks do you consume in an average week? A drink is 12 ounces of beer, 5 ounces of wine, or a shot liquor.

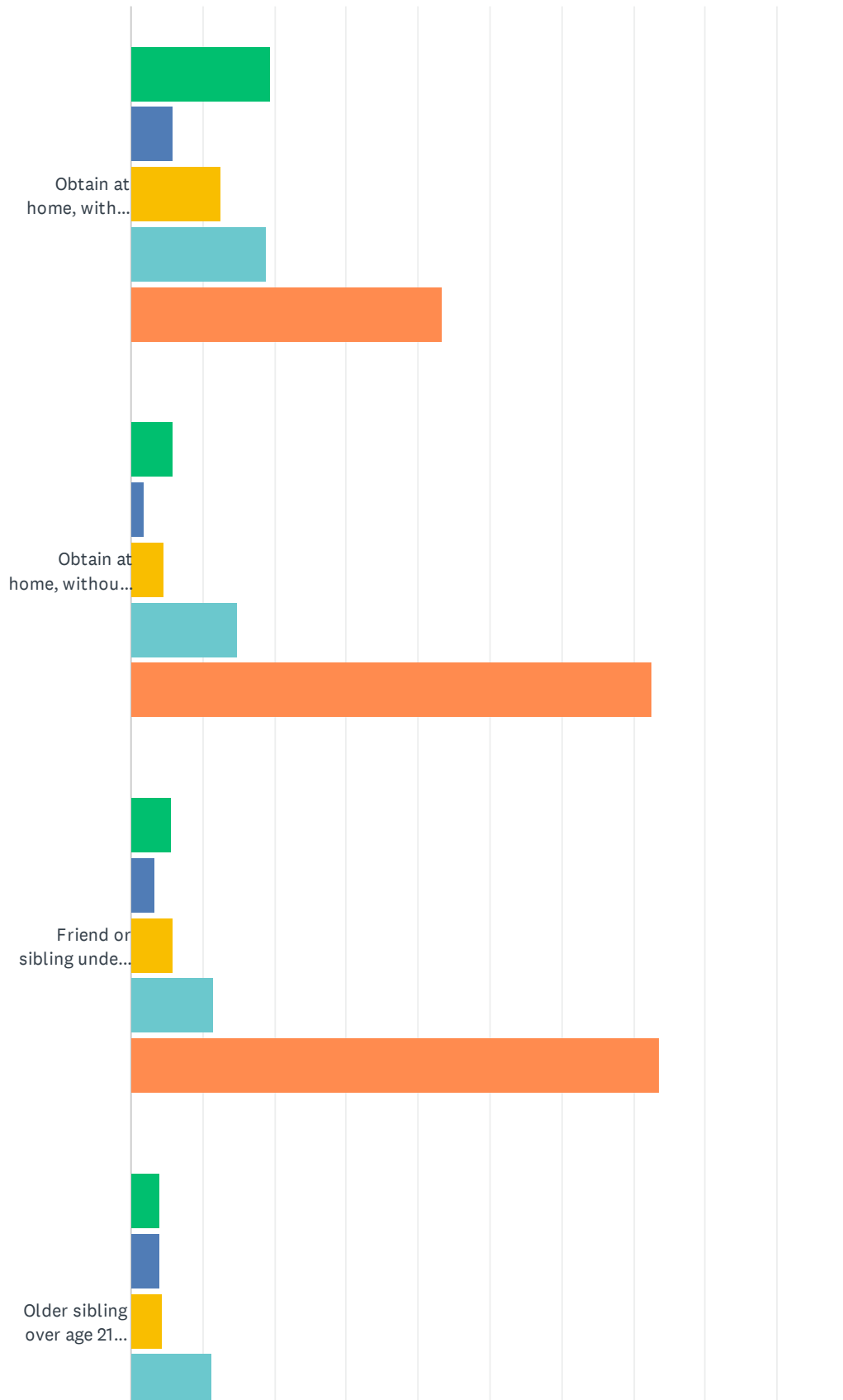
Answered: 478 Skipped: 179



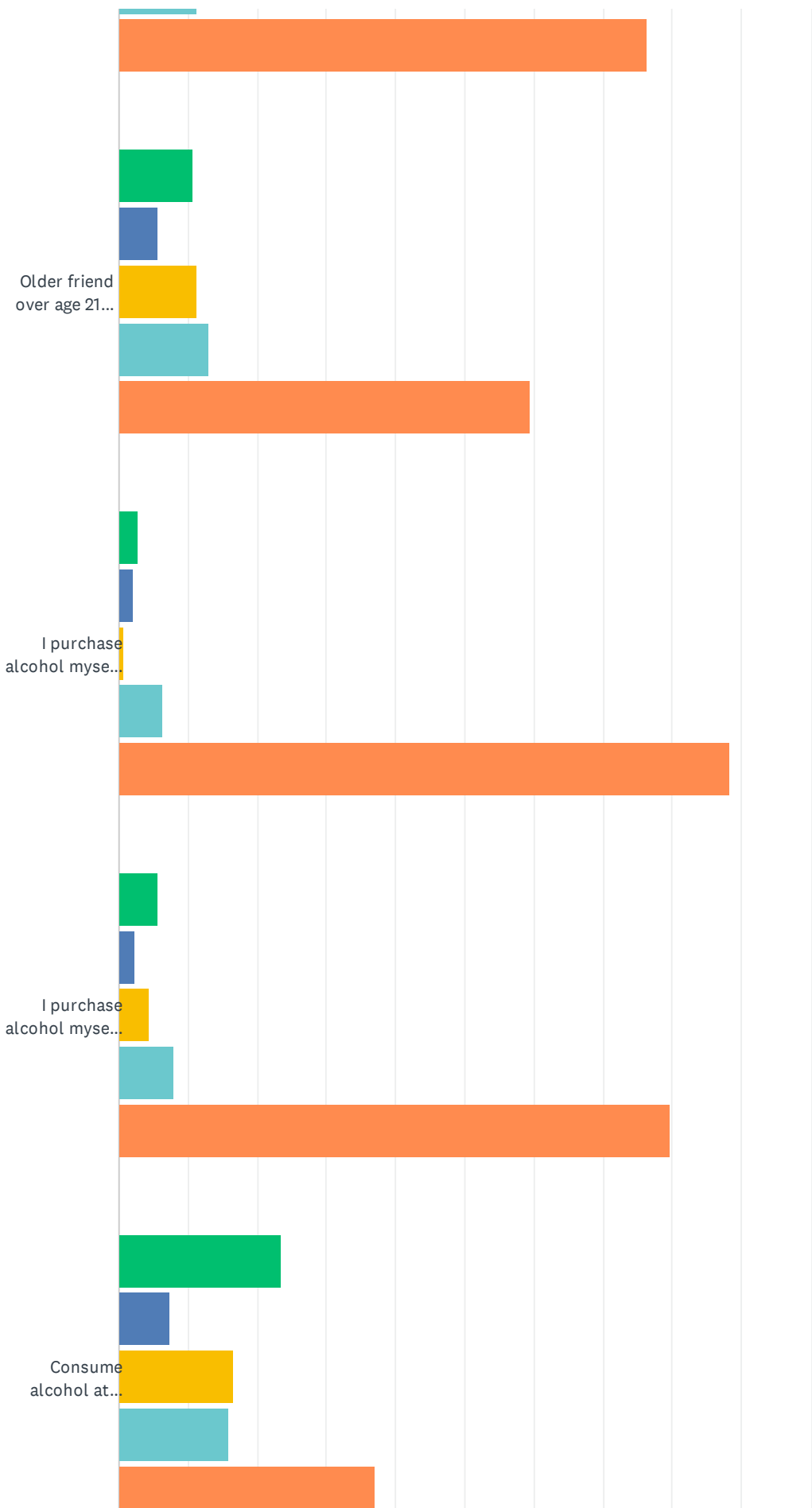
ANSWER CHOICES	RESPONSES
None	62.97% 301
1-2	22.59% 108
3-5	9.62% 46
6-9	2.72% 13
10 or more	2.09% 10
TOTAL	478

Q24 Now, if and when you drink alcohol, do you...

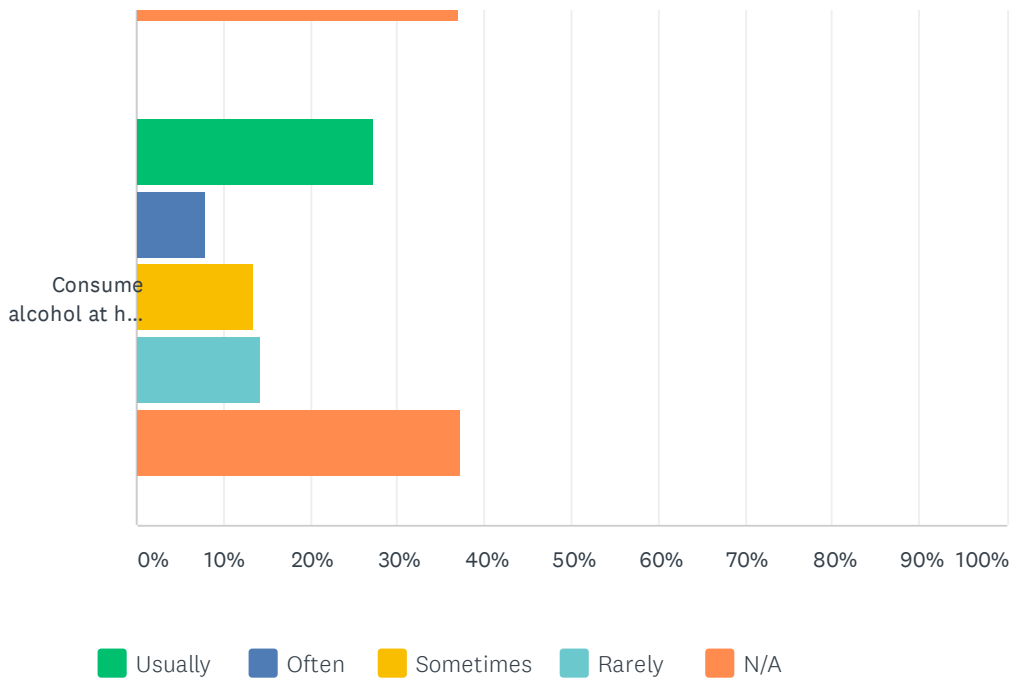
Answered: 304 Skipped: 353



DART College Survey 2018



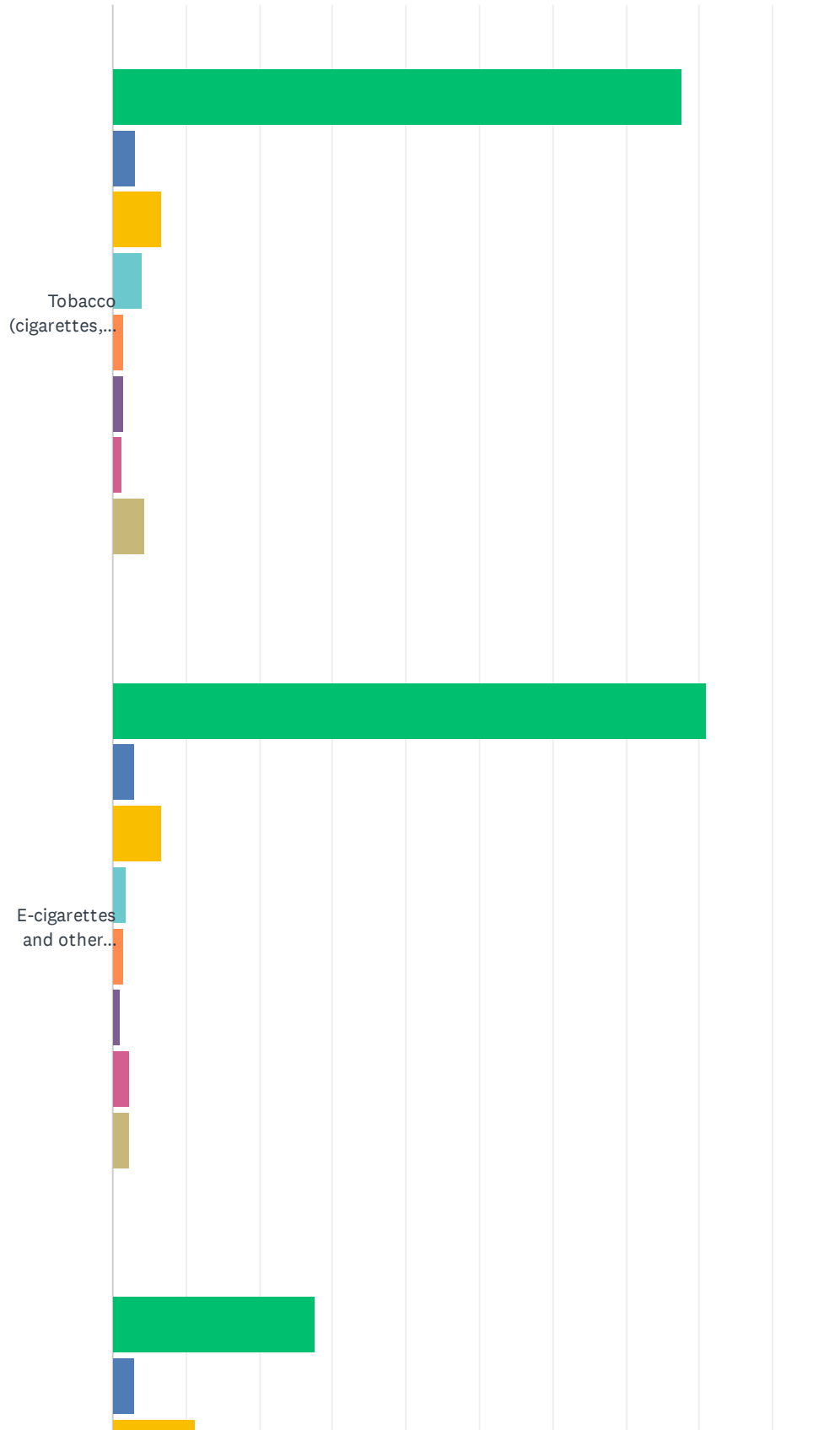
DART College Survey 2018



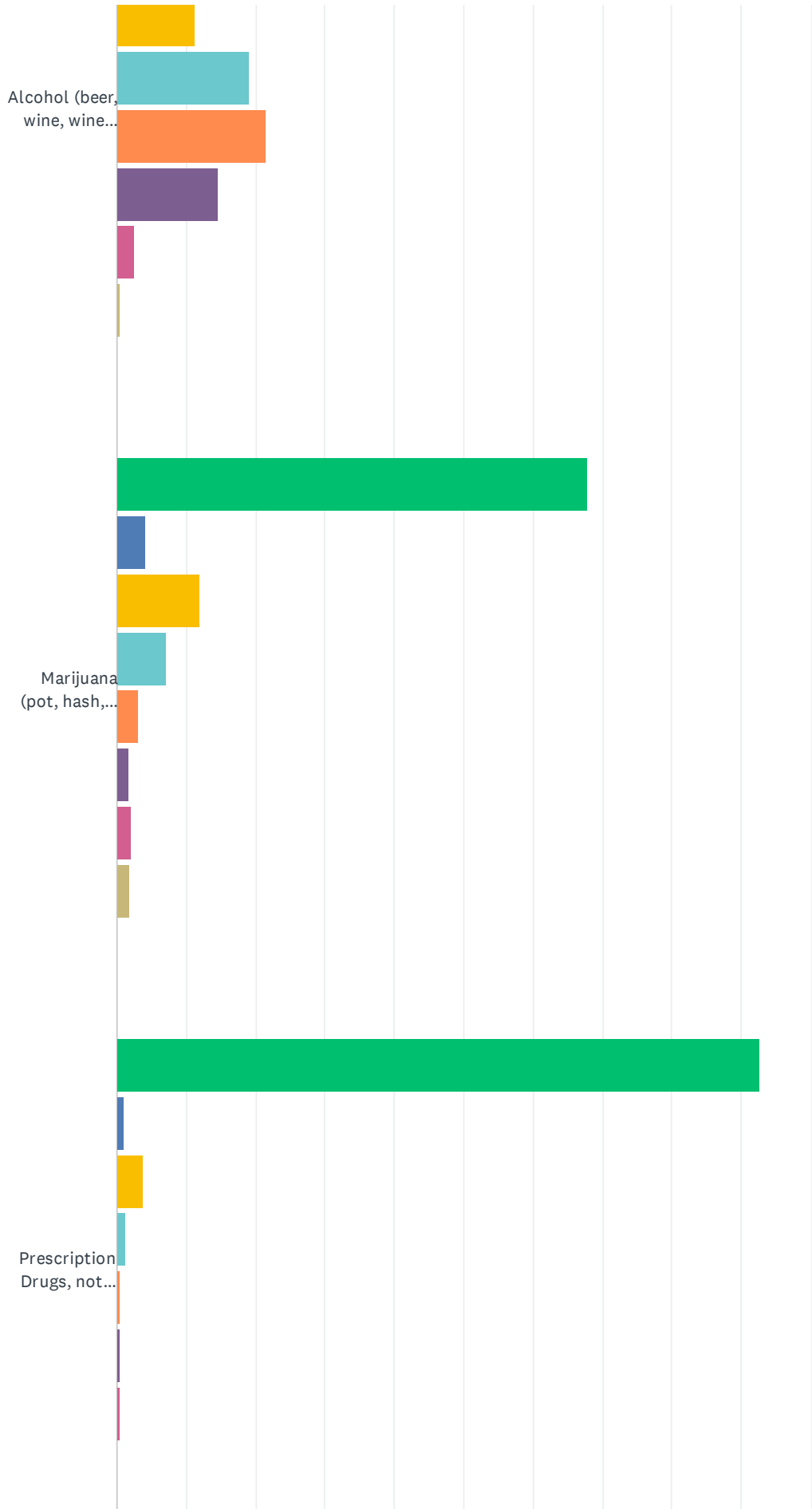
	USUALLY	OFTEN	SOMETIMES	RARELY	N/A	TOTAL	WEIGHTED AVERAGE
Obtain at home, with parents/ family permission (i.e. parents provided the alcohol)	19.47% 59	5.94% 18	12.54% 38	18.81% 57	43.23% 131	303	2.46
Obtain at home, without permission (i.e. sneaked the alcohol without parents/ family knowledge)	5.96% 18	1.99% 6	4.64% 14	14.90% 45	72.52% 219	302	1.96
Friend or sibling under age 21 obtains the alcohol for me	5.61% 17	3.30% 10	5.94% 18	11.55% 35	73.60% 223	303	2.11
Older sibling over age 21 purchases alcohol for me	3.99% 12	3.99% 12	4.32% 13	11.30% 34	76.41% 230	301	2.03
Older friend over age 21 purchases alcohol for me	10.67% 32	5.67% 17	11.33% 34	13.00% 39	59.33% 178	300	2.34
I purchase alcohol myself using a fake identification	2.66% 8	1.99% 6	0.66% 2	6.31% 19	88.37% 266	301	2.09
I purchase alcohol myself without proper identification (I was not proofed at the point of purchase)	5.63% 17	2.32% 7	4.30% 13	7.95% 24	79.80% 241	302	2.28
Consume alcohol at private parties (for those over 21)	23.43% 71	7.26% 22	16.50% 50	15.84% 48	36.96% 112	303	2.61
Consume alcohol at home (for those over 21)	27.24% 82	7.97% 24	13.29% 40	14.29% 43	37.21% 112	301	2.77

Q25 How often do you use the following:

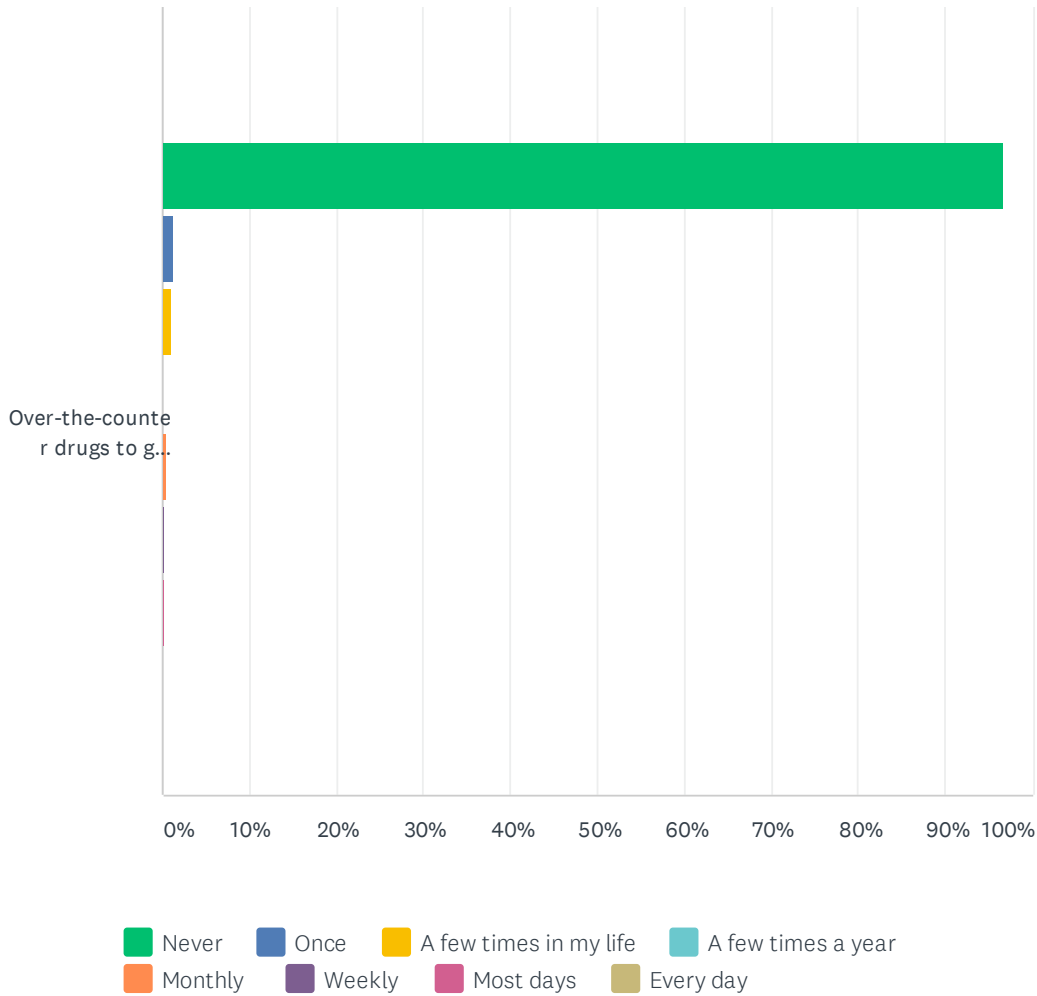
Answered: 459 Skipped: 198



DART College Survey 2018



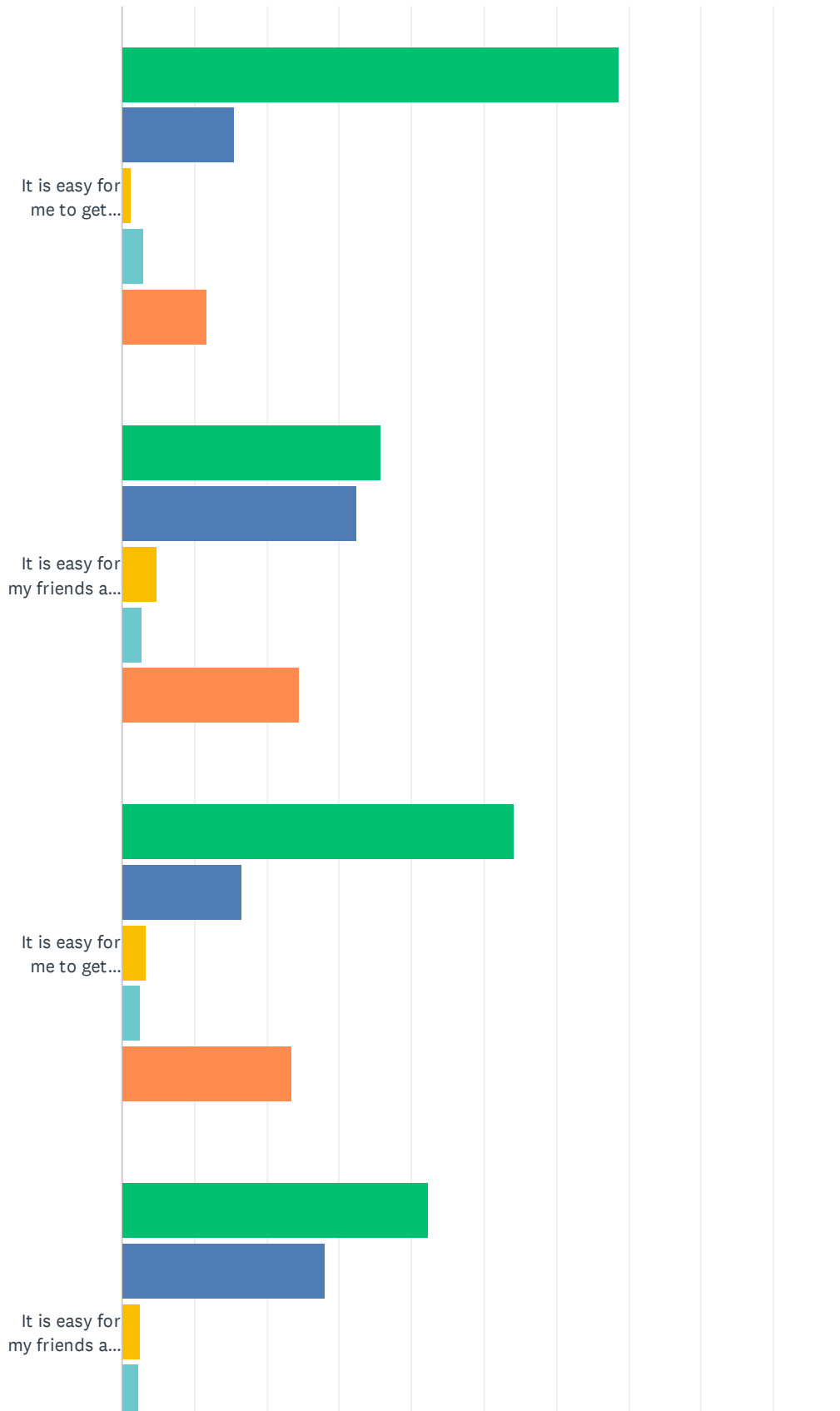
DART College Survey 2018

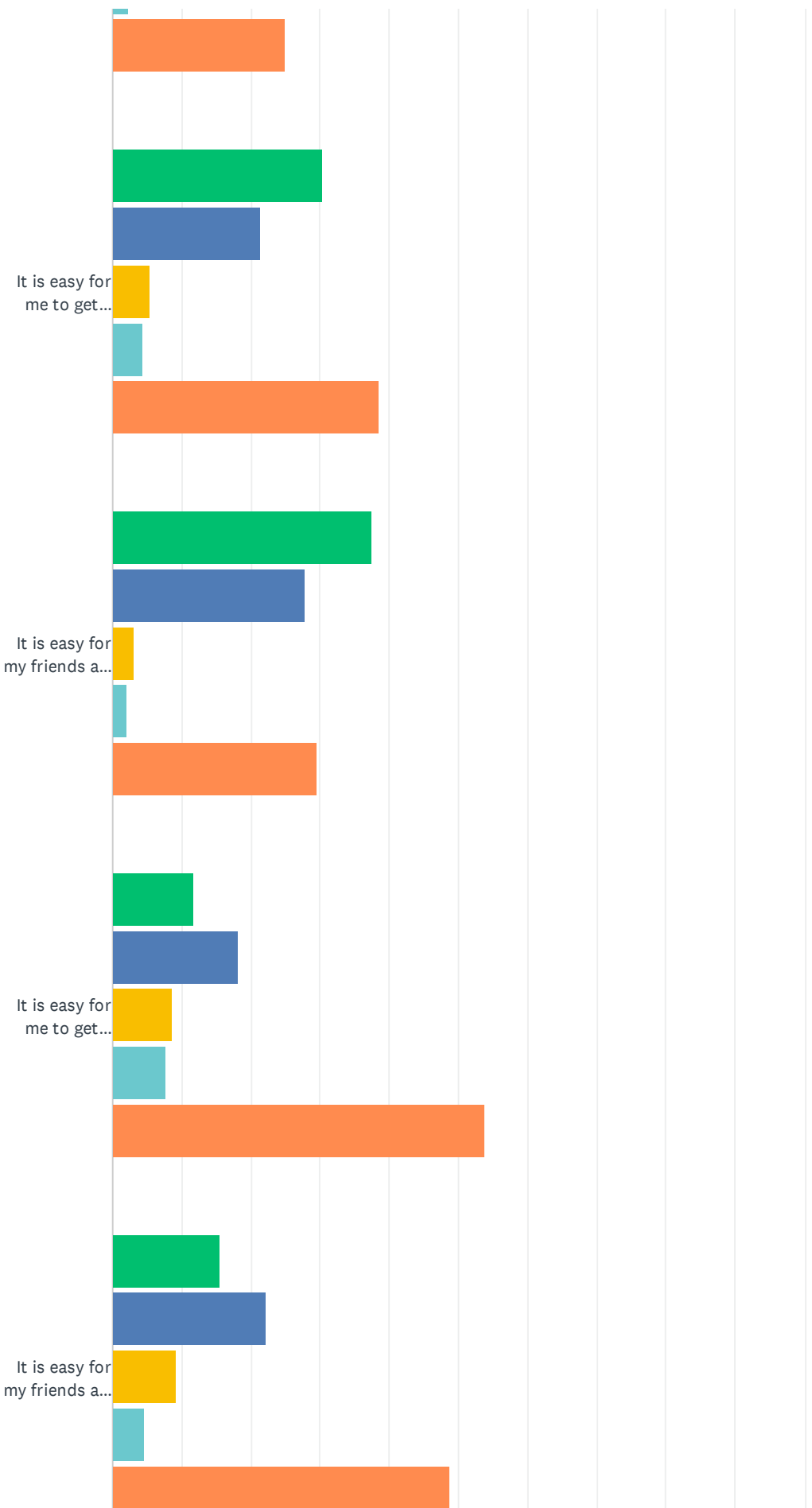


	NEVER	ONCE	A FEW TIMES IN MY LIFE	A FEW TIMES A YEAR	MONTHLY	WEEKLY	MOST DAYS	EVERY DAY	TOTAL
Tobacco (cigarettes, cigars, chew, snuff, snus, hookahs)	77.56% 356	3.05% 14	6.75% 31	3.92% 18	1.53% 7	1.53% 7	1.31% 6	4.36% 20	459
E-cigarettes and other electronic nicotine delivery systems	81.00% 371	2.84% 13	6.77% 31	1.97% 9	1.53% 7	1.09% 5	2.40% 11	2.40% 11	458
Alcohol (beer, wine, wine coolers, liquor)	27.67% 127	2.83% 13	11.33% 52	18.95% 87	21.57% 99	14.60% 67	2.61% 12	0.44% 2	459
Marijuana (pot, hash, hash oil)	67.76% 311	4.14% 19	11.98% 55	7.19% 33	3.05% 14	1.74% 8	2.18% 10	1.96% 9	459
Prescription Drugs, not prescribed for me	92.59% 425	1.09% 5	3.70% 17	1.31% 6	0.44% 2	0.44% 2	0.44% 2	0.00% 0	459
Over-the-counter drugs to get high	96.72% 443	1.31% 6	1.09% 5	0.00% 0	0.44% 2	0.22% 1	0.22% 1	0.00% 0	458

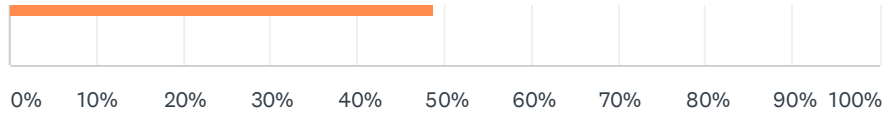
Q26 In YOUR Opinion NOW.....

Answered: 442 Skipped: 215





DART College Survey 2018

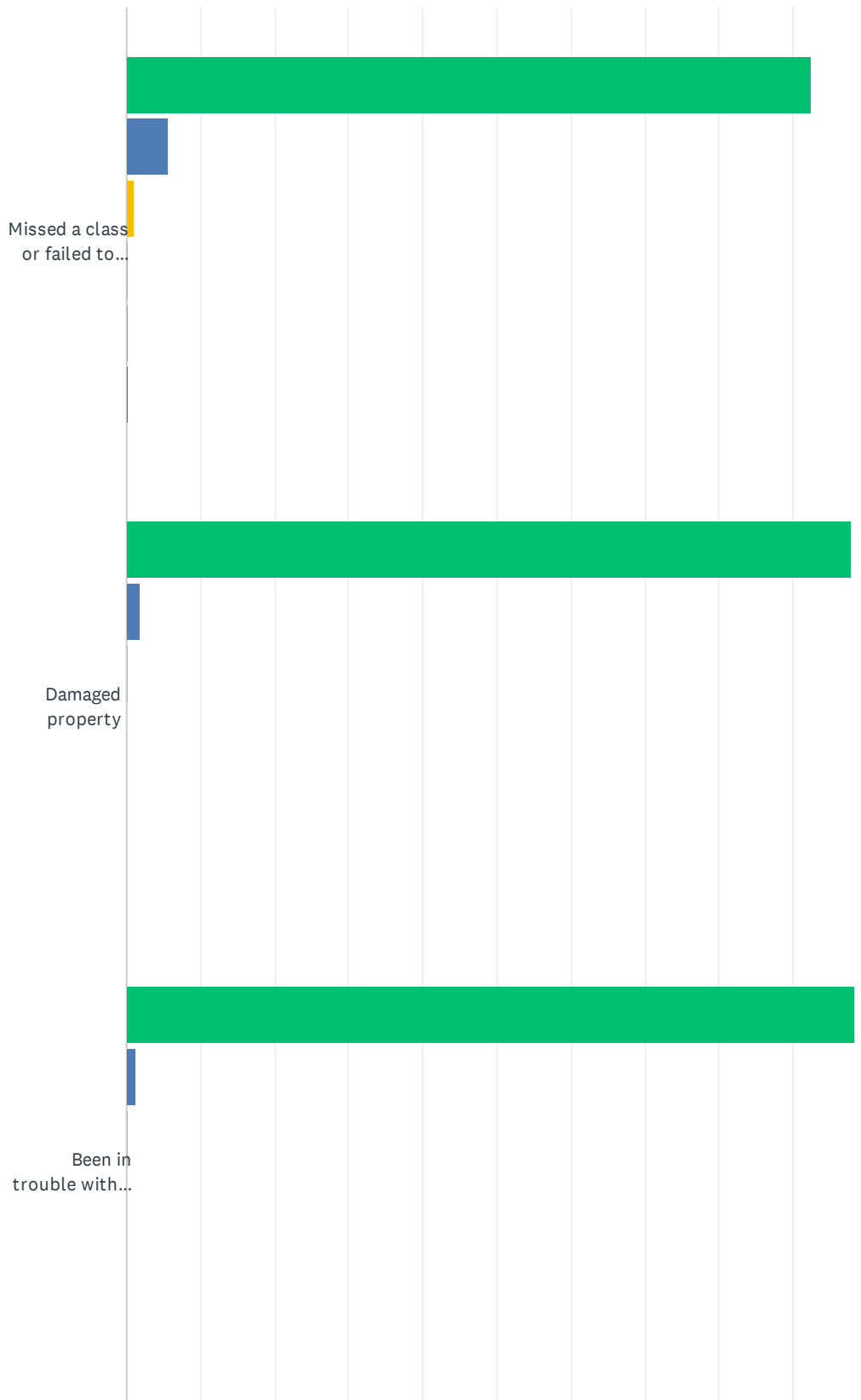


■ Very Easy
 ■ Possible
 ■ Difficult
 ■ Very Difficult
 ■ Don't Know

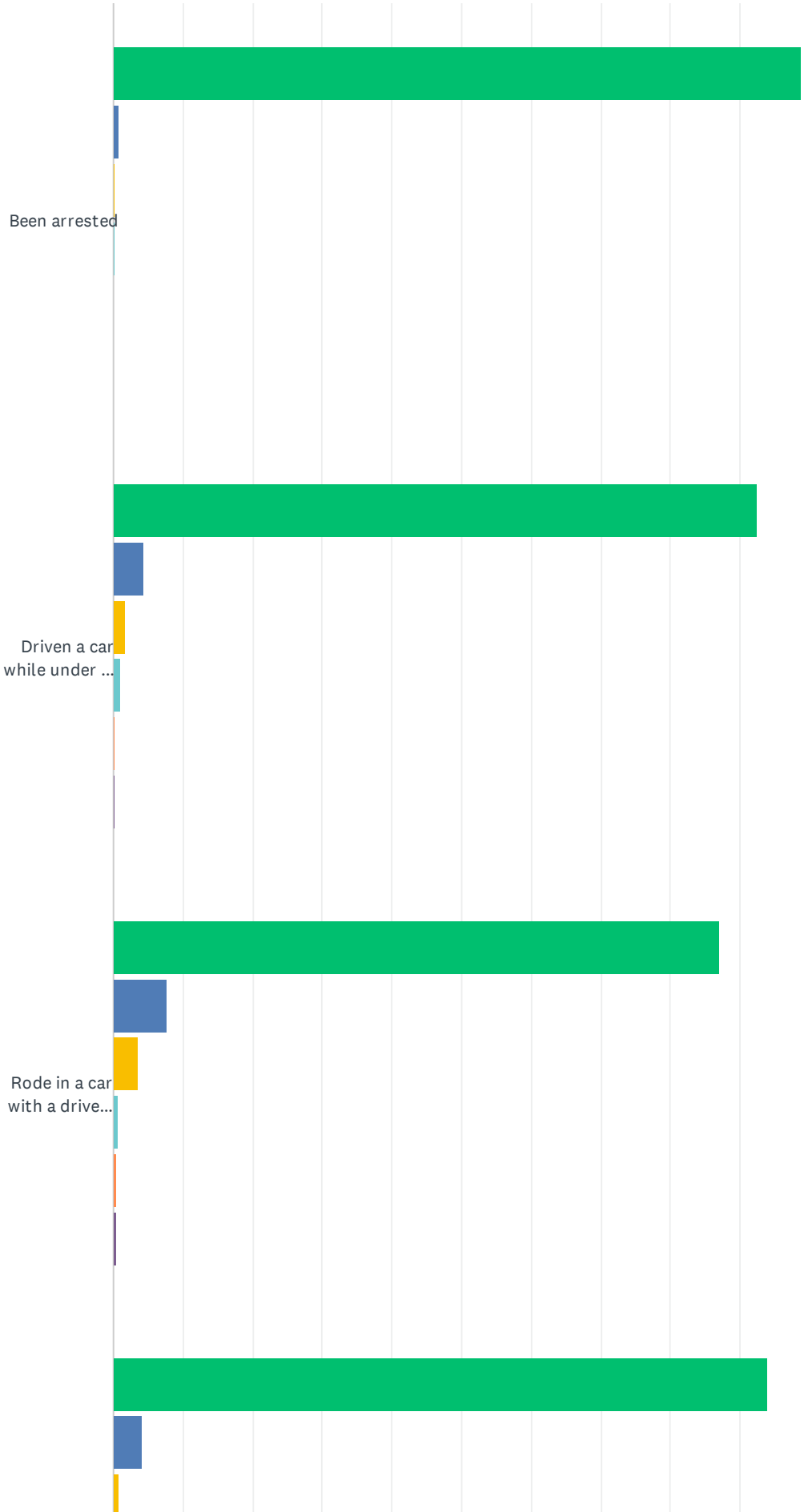
	VERY EASY	POSSIBLE	DIFFICULT	VERY DIFFICULT	DON'T KNOW	TOTAL	WEIGHTED AVERAGE
It is easy for me to get alcohol.	68.55% 303	15.38% 68	1.36% 6	2.94% 13	11.76% 52	442	1.74
It is easy for my friends and other students under age 21 to get alcohol.	35.75% 158	32.35% 143	4.75% 21	2.71% 12	24.43% 108	442	2.48
It is easy for me to get tobacco products (cigarettes, cigars, e-cigarettes, chewing tobacco, snuff)	54.23% 237	16.48% 72	3.43% 15	2.52% 11	23.34% 102	437	2.24
It is easy for my friends and other students to get tobacco products (cigarettes, cigars, e-cigarettes, chewing tobacco, snuff)	42.27% 186	27.95% 123	2.50% 11	2.27% 10	25.00% 110	440	2.40
It is easy for me to get marijuana.	30.30% 133	21.41% 94	5.47% 24	4.33% 19	38.50% 169	439	2.99
It is easy for my friends and other students to get marijuana.	37.41% 165	27.89% 123	3.17% 14	2.04% 9	29.48% 130	441	2.58
It is easy for me to get unprescribed prescription drugs.	11.79% 52	18.14% 80	8.62% 38	7.71% 34	53.74% 237	441	3.73
It is easy for my friends and other students to get unprescribed prescription drugs.	15.38% 68	22.17% 98	9.28% 41	4.52% 20	48.64% 215	442	3.49

Q27 In the past year, how often have you experienced the following as a result of your DRINKING?

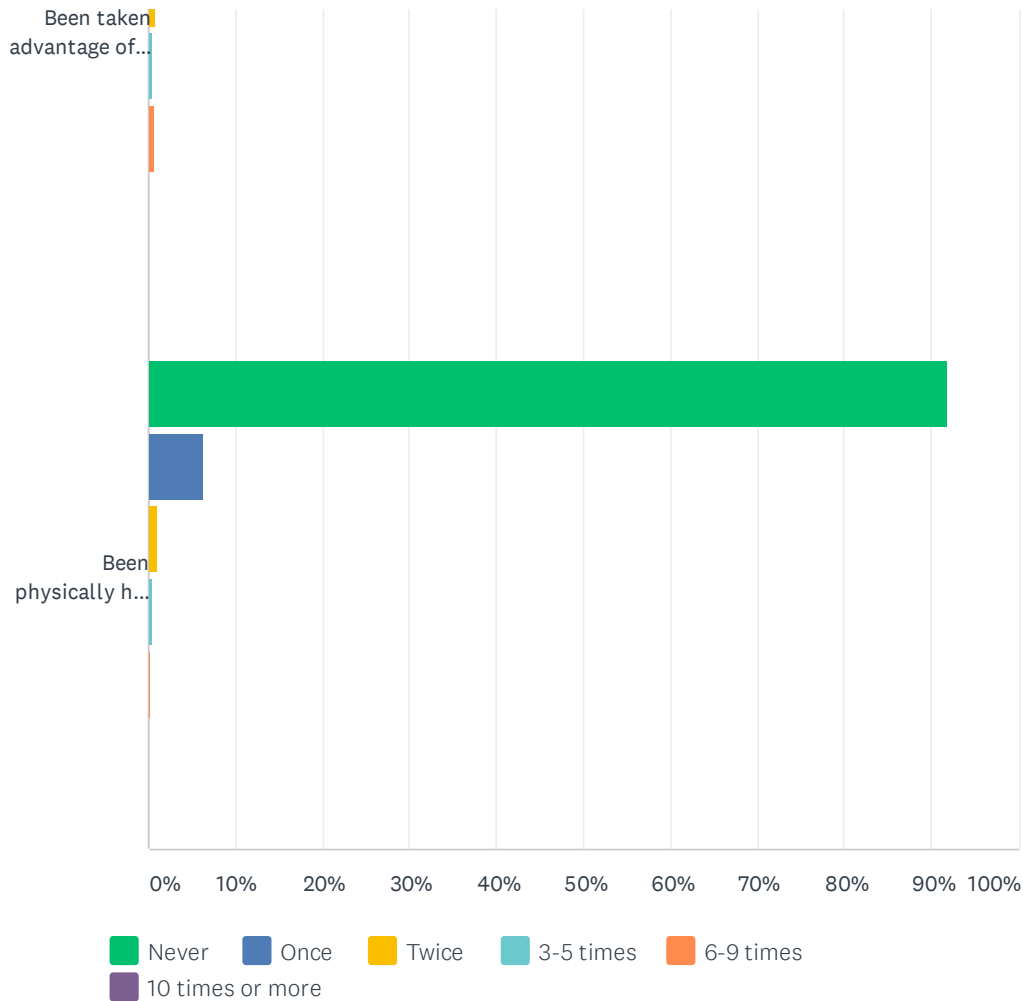
Answered: 442 Skipped: 215



DART College Survey 2018



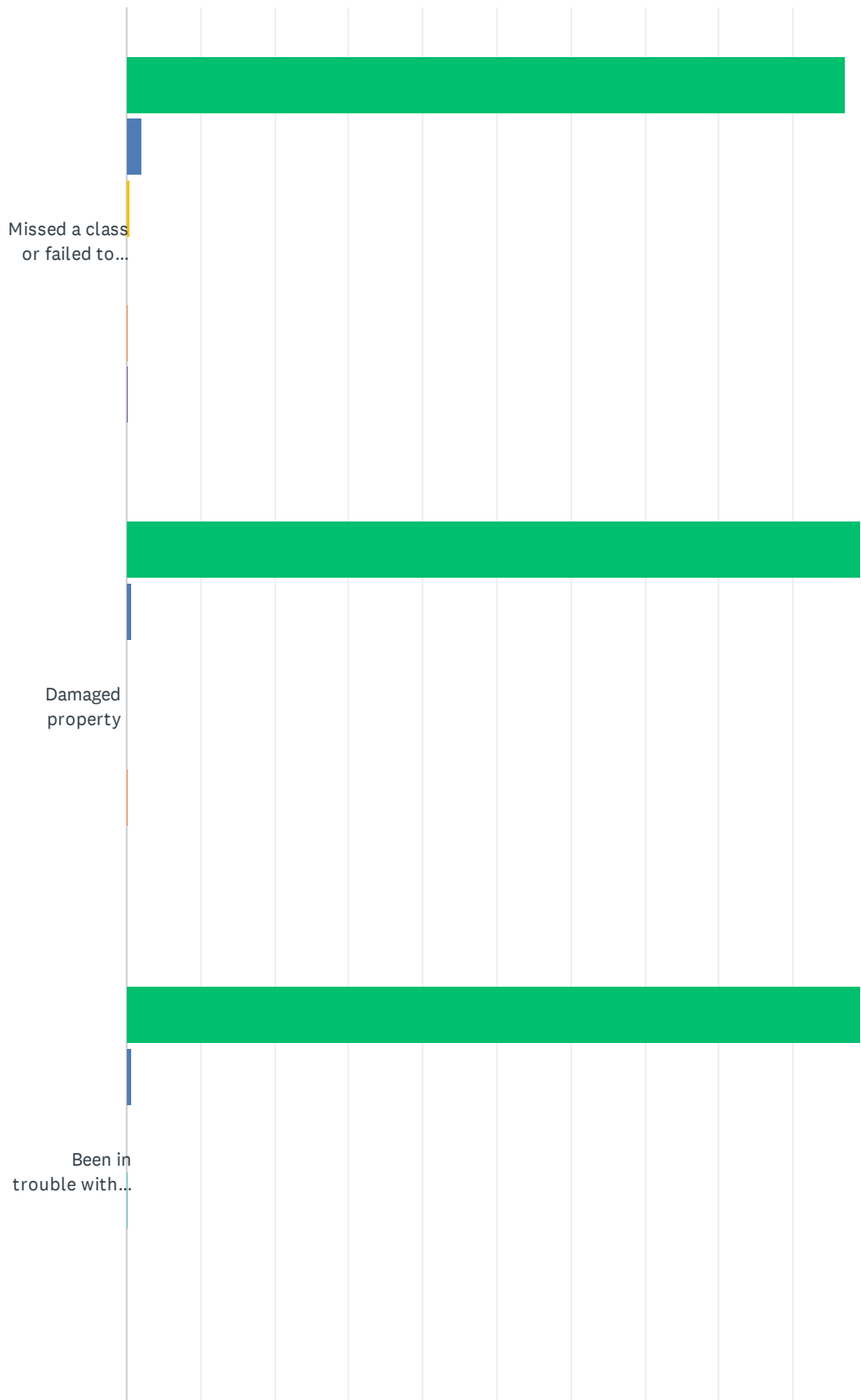
DART College Survey 2018



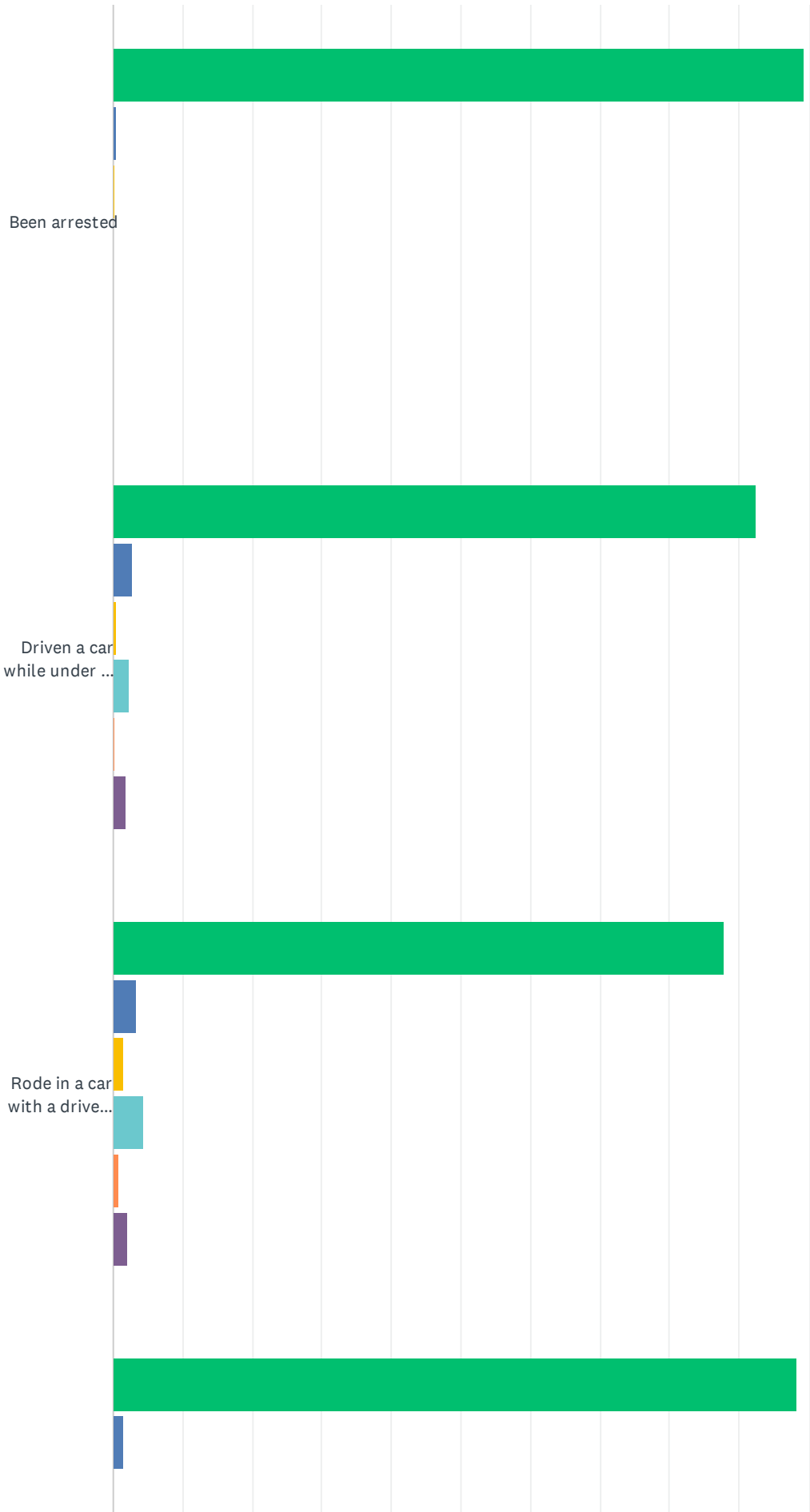
	NEVER	ONCE	TWICE	3-5 TIMES	6-9 TIMES	10 TIMES OR MORE	TOTAL
Missed a class or failed to turn in assignments	92.52% 408	5.67% 25	1.13% 5	0.23% 1	0.23% 1	0.23% 1	441
Damaged property	97.96% 433	1.81% 8	0.23% 1	0.00% 0	0.00% 0	0.00% 0	442
Been in trouble with campus security, residence hall or other college authorities	98.42% 435	1.36% 6	0.23% 1	0.00% 0	0.00% 0	0.00% 0	442
Been arrested	98.64% 436	0.90% 4	0.23% 1	0.23% 1	0.00% 0	0.00% 0	442
Driven a car while under the influence	92.50% 407	4.32% 19	1.59% 7	1.14% 5	0.23% 1	0.23% 1	440
Rode in a car with a driver who was under the influence	87.07% 384	7.71% 34	3.63% 16	0.68% 3	0.45% 2	0.45% 2	441
Been taken advantage of sexually	93.84% 411	4.11% 18	0.91% 4	0.46% 2	0.68% 3	0.00% 0	438
Been physically hurt or injured	91.84% 405	6.35% 28	1.13% 5	0.45% 2	0.23% 1	0.00% 0	441

Q28 In the past year, how often have you experienced the following as a result of marijuana use?

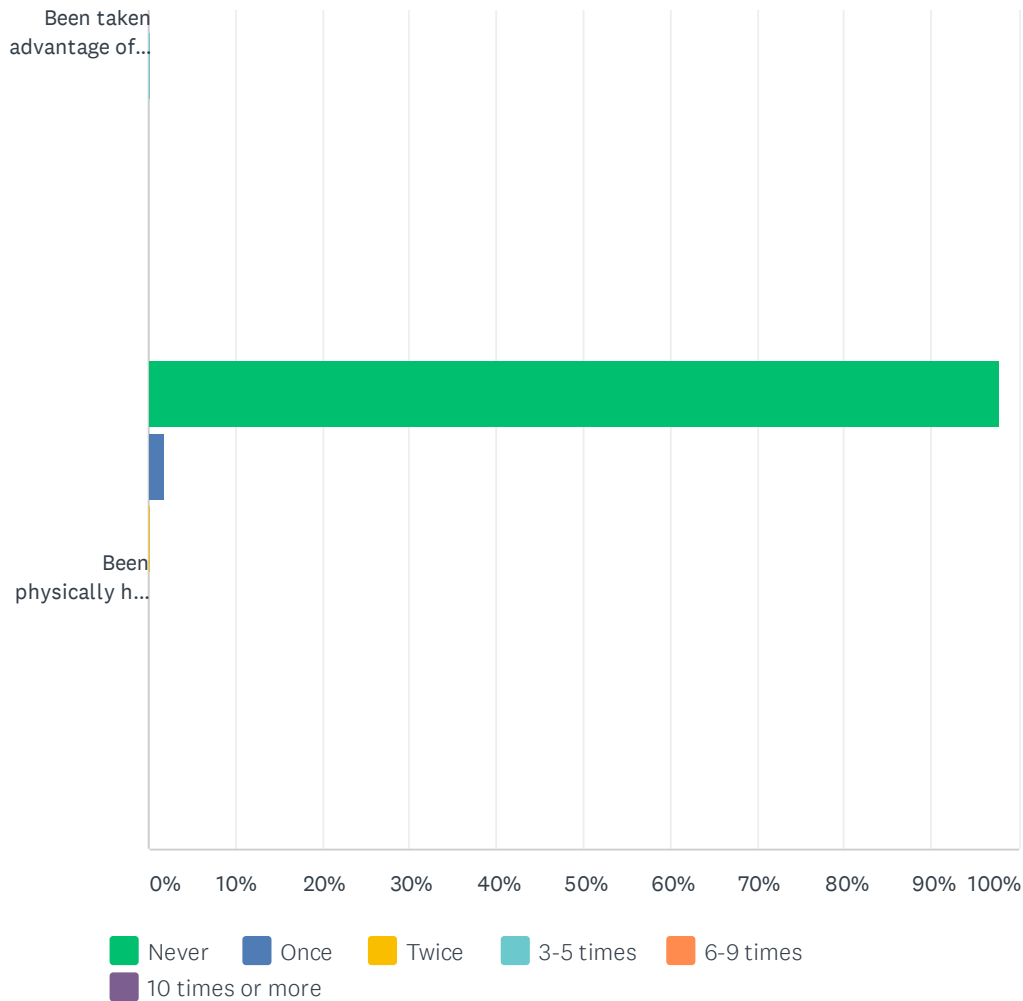
Answered: 442 Skipped: 215



DART College Survey 2018



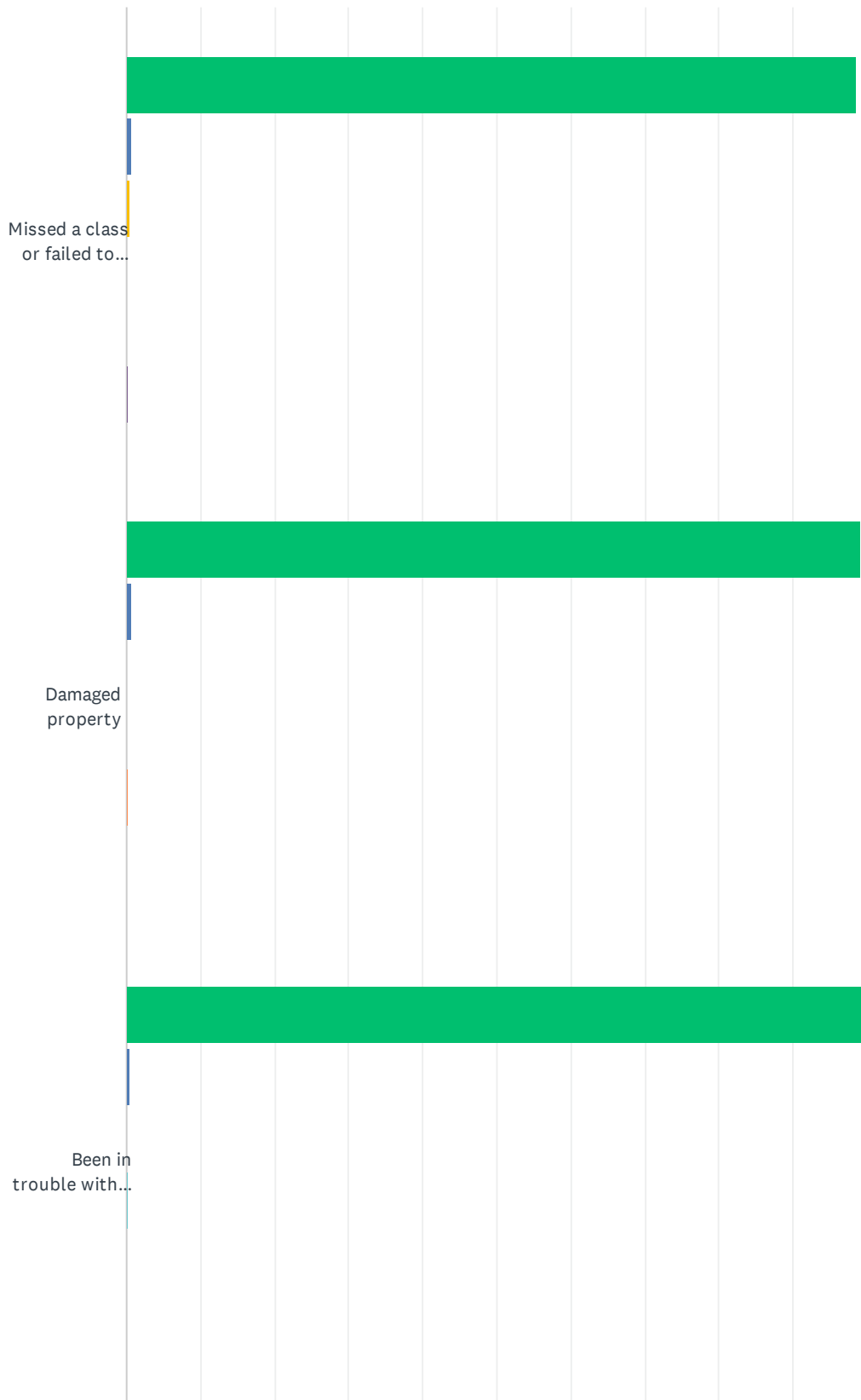
DART College Survey 2018




	NEVER	ONCE	TWICE	3-5 TIMES	6-9 TIMES	10 TIMES OR MORE	TOTAL
Missed a class or failed to turn in assignments	97.06% 429	2.04% 9	0.45% 2	0.00% 0	0.23% 1	0.23% 1	442
Damaged property	99.10% 438	0.68% 3	0.00% 0	0.00% 0	0.23% 1	0.00% 0	442
Been in trouble with campus security, residence hall or other college authorities	99.09% 435	0.68% 3	0.00% 0	0.23% 1	0.00% 0	0.00% 0	439
Been arrested	99.32% 439	0.45% 2	0.23% 1	0.00% 0	0.00% 0	0.00% 0	442
Driven a car while under the influence	92.52% 408	2.72% 12	0.45% 2	2.27% 10	0.23% 1	1.81% 8	441
Rode in a car with a driver who was under the influence	87.95% 387	3.41% 15	1.36% 6	4.32% 19	0.91% 4	2.05% 9	440
Been taken advantage of sexually	98.41% 433	1.36% 6	0.00% 0	0.23% 1	0.00% 0	0.00% 0	440
Been physically hurt or injured	97.94% 427	1.83% 8	0.23% 1	0.00% 0	0.00% 0	0.00% 0	436

Q29 In the past year, how often have you experienced the following as a result of taking unprescribed prescription drugs to get high/buzzed?

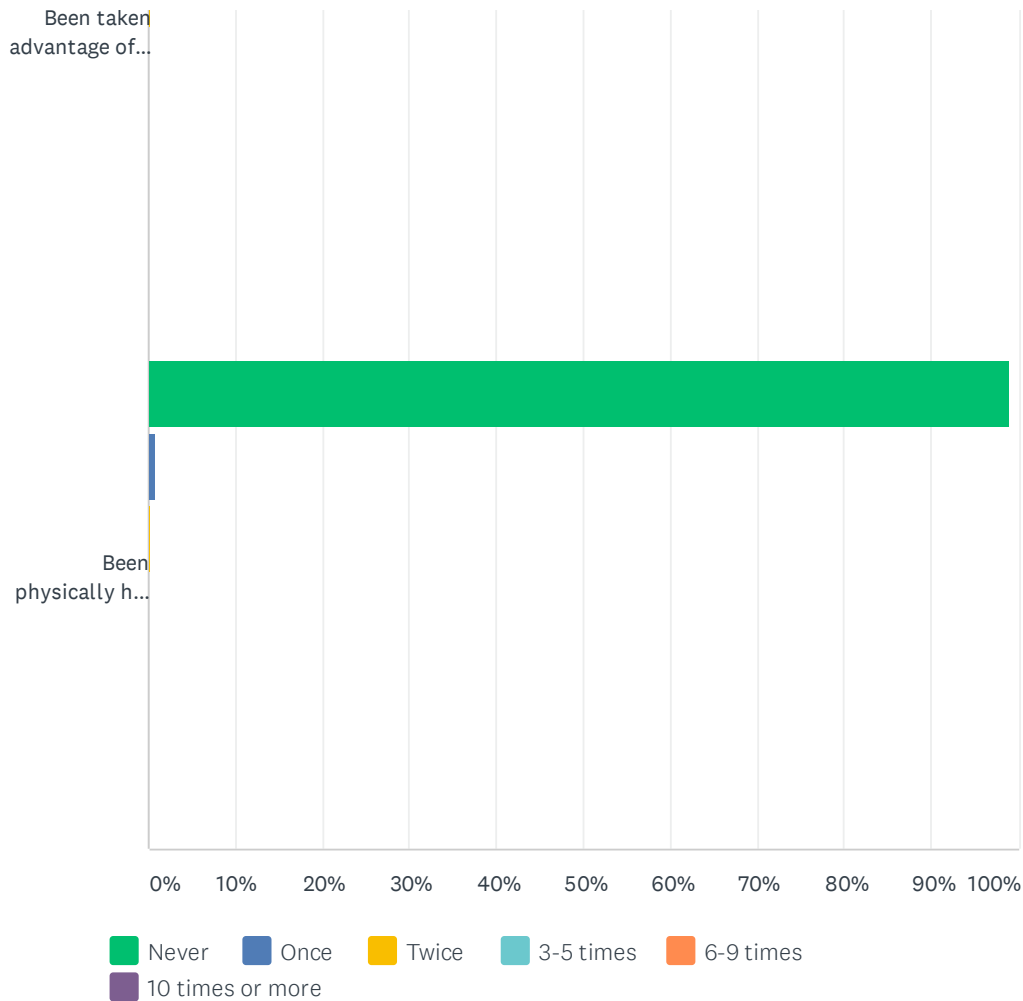
Answered: 442 Skipped: 215



DART College Survey 2018



DART College Survey 2018



	NEVER	ONCE	TWICE	3-5 TIMES	6-9 TIMES	10 TIMES OR MORE	TOTAL
Missed a class or failed to turn in assignments	98.64% 435	0.68% 3	0.45% 2	0.00% 0	0.00% 0	0.23% 1	441
Damaged property	99.09% 437	0.68% 3	0.00% 0	0.00% 0	0.23% 1	0.00% 0	441
Been in trouble with campus security, residence hall or other college authorities	99.32% 438	0.45% 2	0.00% 0	0.23% 1	0.00% 0	0.00% 0	441
Been arrested	99.55% 440	0.00% 0	0.45% 2	0.00% 0	0.00% 0	0.00% 0	442
Driven a car while under the influence	98.41% 434	1.36% 6	0.23% 1	0.00% 0	0.00% 0	0.00% 0	441
Rode in a car with a driver who was under the influence	99.10% 438	0.45% 2	0.45% 2	0.00% 0	0.00% 0	0.00% 0	442
Been taken advantage of sexually	99.32% 438	0.45% 2	0.23% 1	0.00% 0	0.00% 0	0.00% 0	441
Been physically hurt or injured	98.86% 434	0.91% 4	0.23% 1	0.00% 0	0.00% 0	0.00% 0	439

Q30 Do you have any additional comments you would like to add?

Answered: 109 Skipped: 548