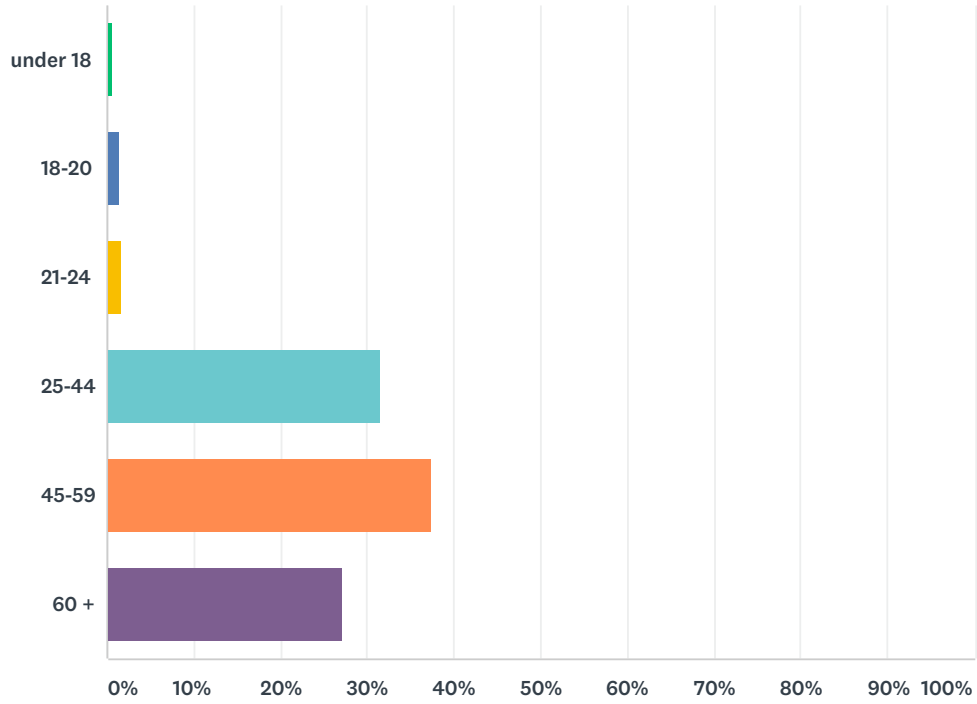


Q1 Please tell us your age.

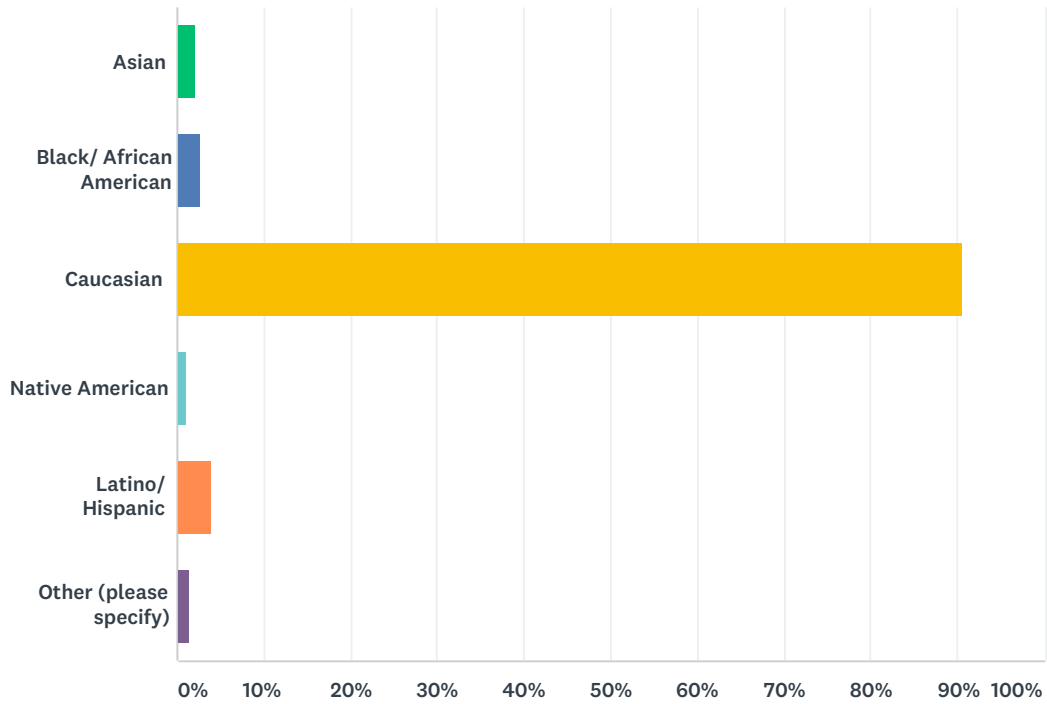
Answered: 872 Skipped: 0



ANSWER CHOICES	RESPONSES	
under 18	0.57%	5
18-20	1.49%	13
21-24	1.61%	14
25-44	31.65%	276
45-59	37.50%	327
60 +	27.18%	237
TOTAL		872

Q2 Please tell us your race/ ethnicity. (check all that apply)

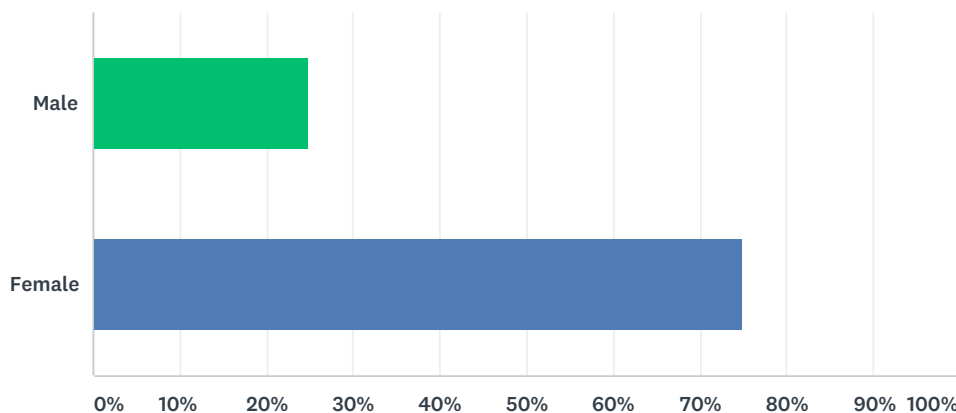
Answered: 872 Skipped: 0



ANSWER CHOICES	RESPONSES	
Asian	2.06%	18
Black/ African American	2.64%	23
Caucasian	90.48%	789
Native American	1.03%	9
Latino/ Hispanic	3.90%	34
Other (please specify)	1.38%	12
Total Respondents: 872		

Q3 Please tell us what gender you identify with.

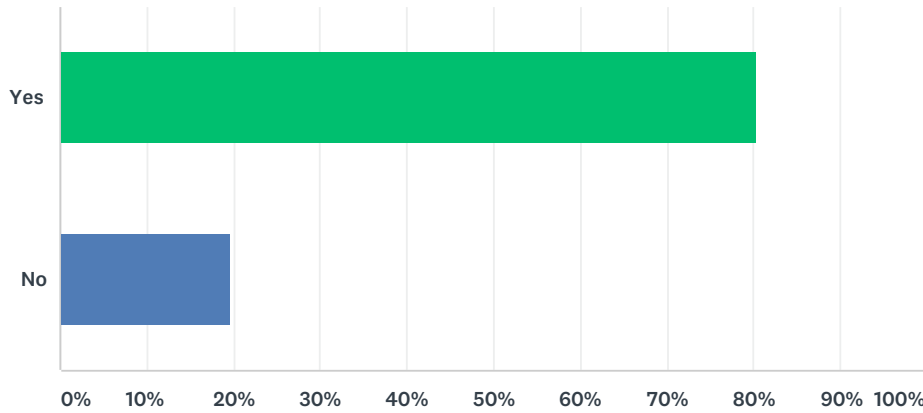
Answered: 872 Skipped: 0



ANSWER CHOICES	RESPONSES	
Male	25.00%	218
Female	75.00%	654
TOTAL		872

Q4 I am a full-time resident of Ocean County, living here 6 or more months of the year.

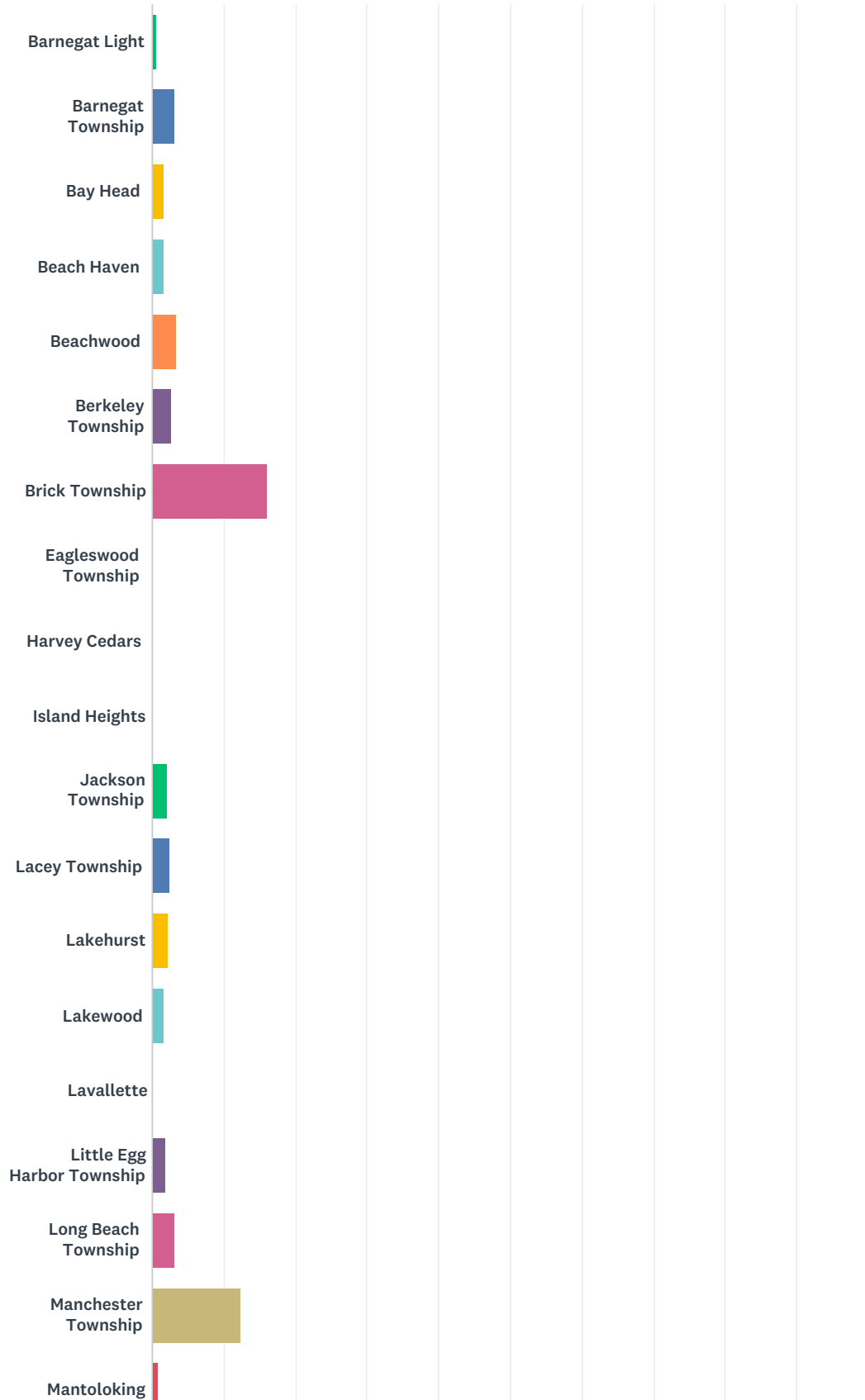
Answered: 549 Skipped: 323

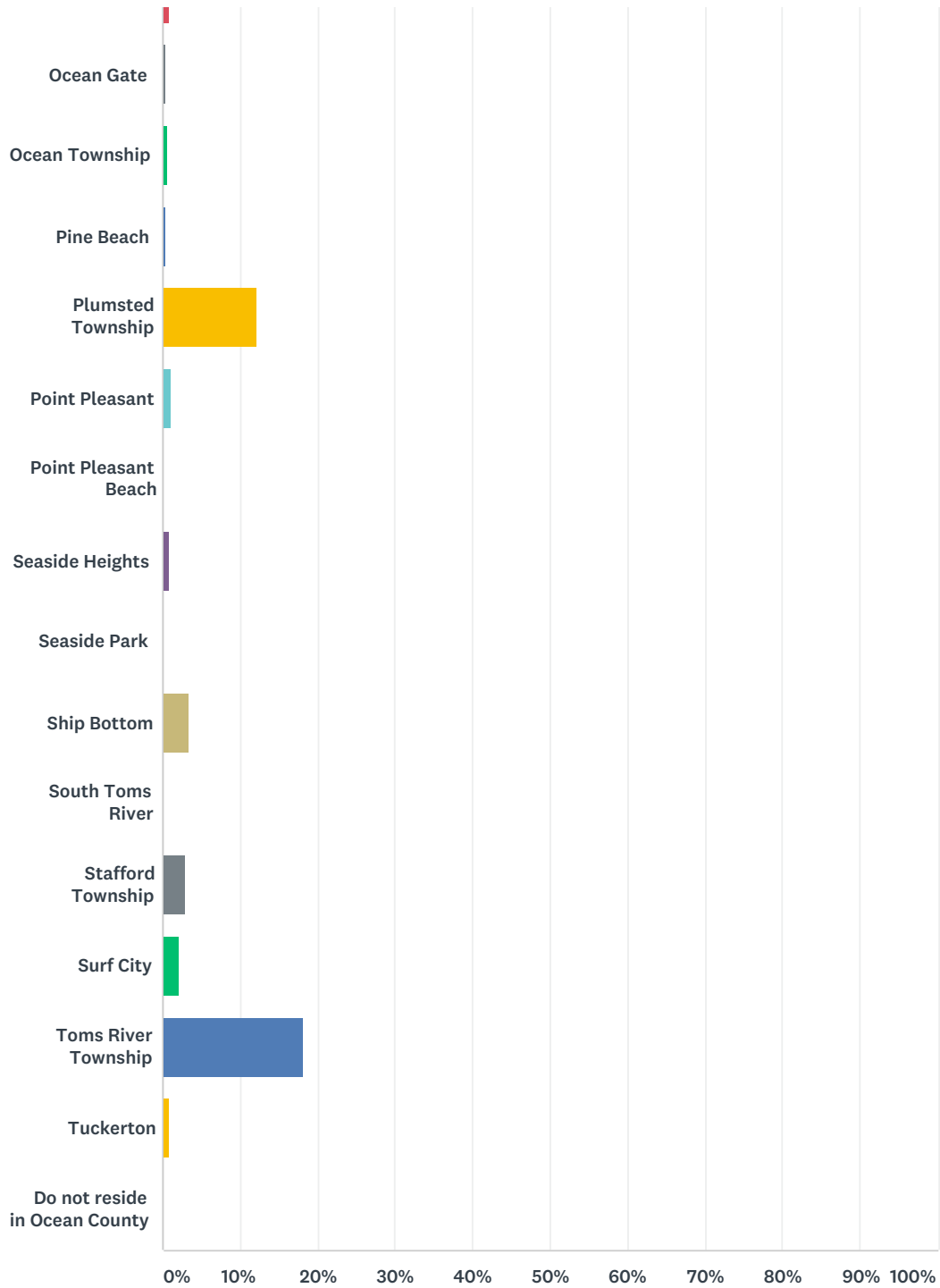


ANSWER CHOICES	RESPONSES	
Yes	80.33%	441
No	19.67%	108
TOTAL		549

Q5 Please tell us what town you live in.

Answered: 756 Skipped: 116



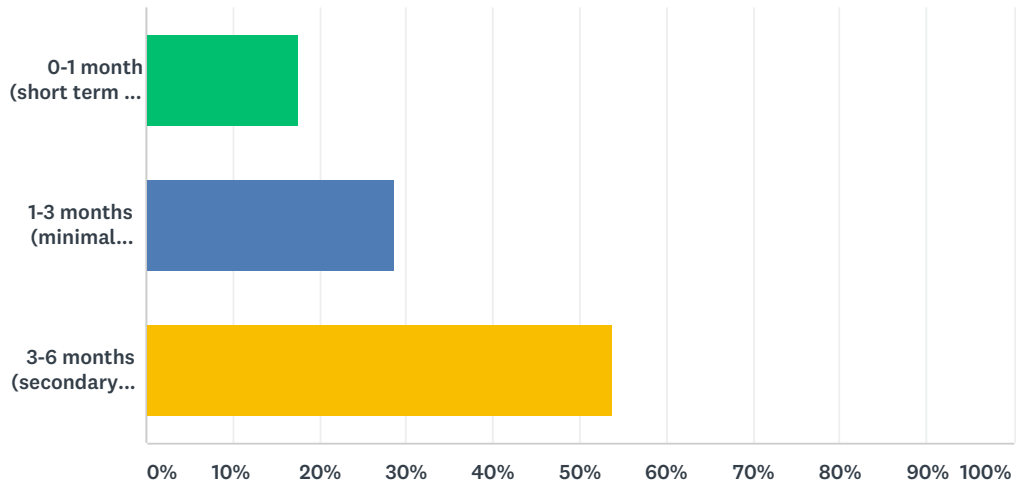


ANSWER CHOICES	RESPONSES	
Barneгат Light	0.66%	5
Barneгат Township	3.17%	24
Bay Head	1.59%	12
Beach Haven	1.59%	12
Beachwood	3.31%	25
Berkeley Township	2.65%	20

Brick Township	16.14%	122
Eagleswood Township	0.00%	0
Harvey Cedars	0.13%	1
Island Heights	0.26%	2
Jackson Township	2.12%	16
Lacey Township	2.51%	19
Lakehurst	2.38%	18
Lakewood	1.72%	13
Lavallette	0.13%	1
Little Egg Harbor Township	1.85%	14
Long Beach Township	3.17%	24
Manchester Township	12.30%	93
Mantoloking	0.93%	7
Ocean Gate	0.40%	3
Ocean Township	0.66%	5
Pine Beach	0.40%	3
Plumsted Township	12.17%	92
Point Pleasant	1.06%	8
Point Pleasant Beach	0.00%	0
Seaside Heights	0.79%	6
Seaside Park	0.13%	1
Ship Bottom	3.44%	26
South Toms River	0.13%	1
Stafford Township	2.91%	22
Surf City	2.12%	16
Toms River Township	18.12%	137
Tuckerton	0.79%	6
Do not reside in Ocean County	0.26%	2
TOTAL		756

Q6 How long are you in Ocean County during the year?

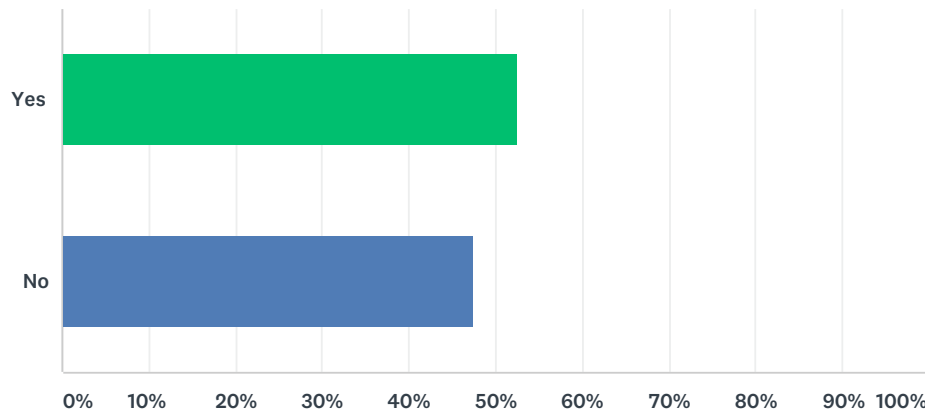
Answered: 108 Skipped: 764



ANSWER CHOICES	RESPONSES	
0-1 month (short term or week rental)	17.59%	19
1-3 months (minimal residence, month long rental)	28.70%	31
3-6 months (secondary residence)	53.70%	58
TOTAL		108

Q7 Are you the parent, grandparent or a guardian providing a home for a child/children under age 21?

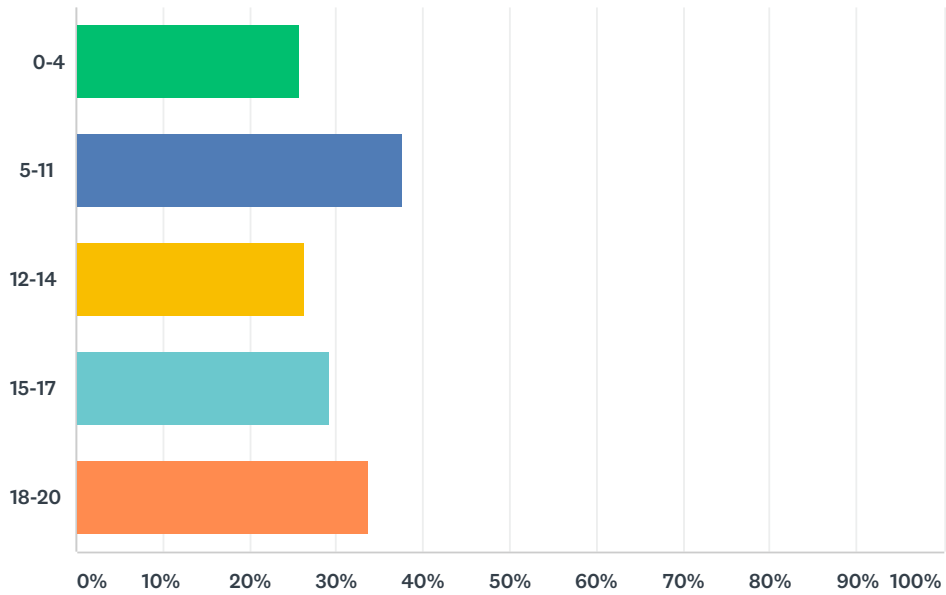
Answered: 857 Skipped: 15



ANSWER CHOICES	RESPONSES	
Yes	52.51%	450
No	47.49%	407
TOTAL		857

Q8 I have children of the following ages. (check all that apply)

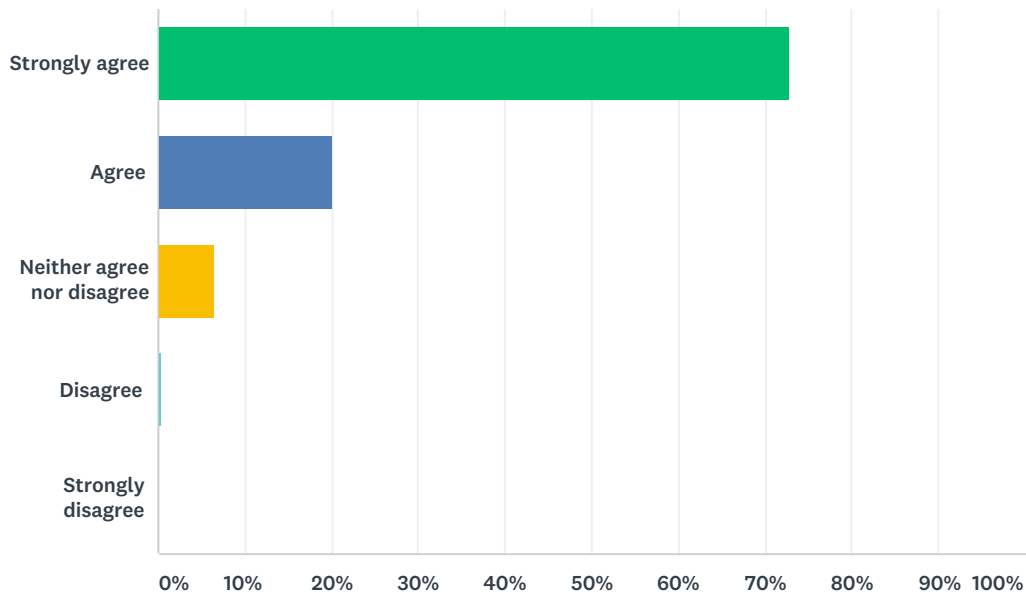
Answered: 433 Skipped: 439



ANSWER CHOICES	RESPONSES	
0-4	25.64%	111
5-11	37.64%	163
12-14	26.33%	114
15-17	29.33%	127
18-20	33.72%	146
Total Respondents: 433		

Q9 I have clear and specific rules about my child(ren)'s association with peers who use alcohol and/ or drugs.

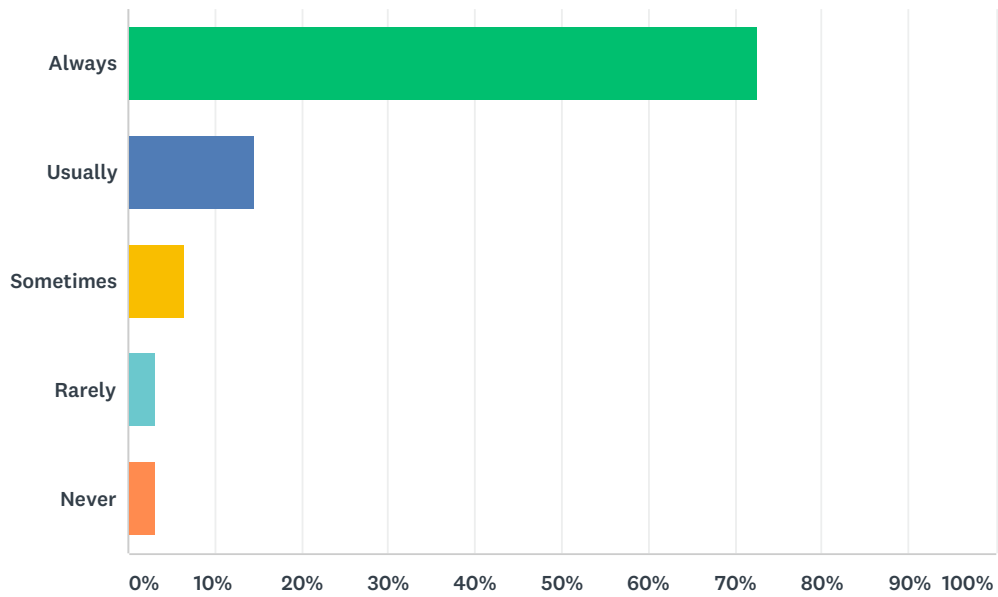
Answered: 433 Skipped: 439



ANSWER CHOICES	RESPONSES	
Strongly agree	72.75%	315
Agree	20.09%	87
Neither agree nor disagree	6.47%	28
Disagree	0.46%	2
Strongly disagree	0.23%	1
TOTAL		433

Q10 I talk with my child(ren) about alcohol, drugs and tobacco on a regular basis (at least several times per year).

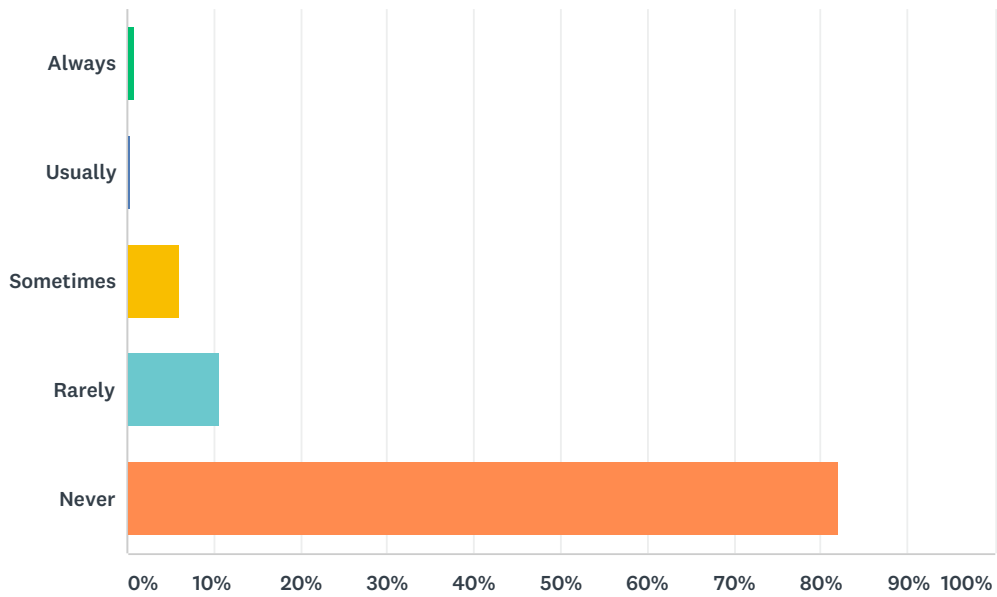
Answered: 433 Skipped: 439



ANSWER CHOICES	RESPONSES	
Always	72.52%	314
Usually	14.55%	63
Sometimes	6.47%	28
Rarely	3.23%	14
Never	3.23%	14
TOTAL		433

Q11 My underage (under 21) child(ren) drink(s) alcohol on a regular basis.

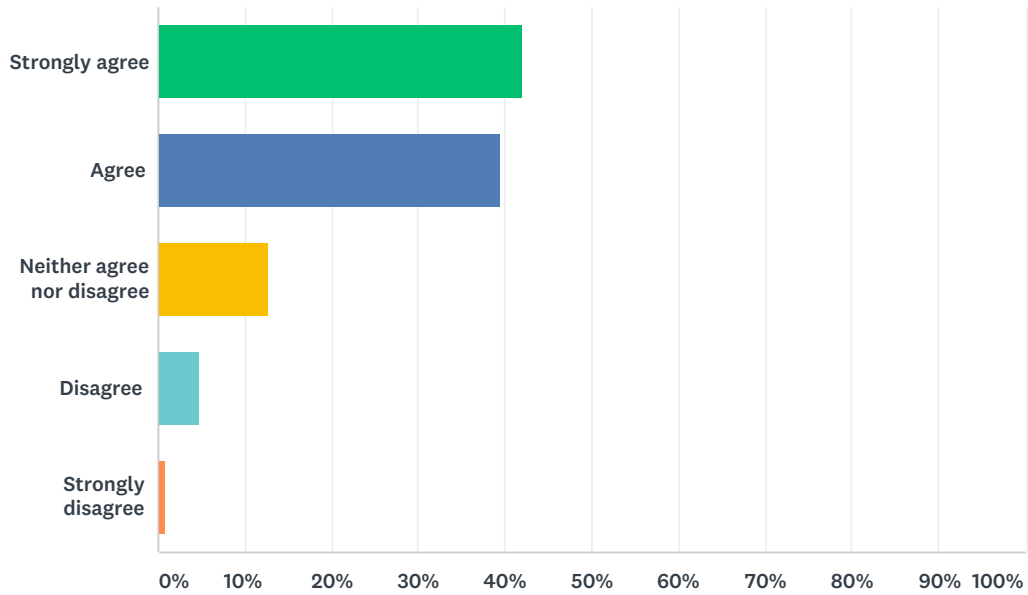
Answered: 433 Skipped: 439



ANSWER CHOICES	RESPONSES	
Always	0.92%	4
Usually	0.46%	2
Sometimes	6.00%	26
Rarely	10.62%	46
Never	81.99%	355
TOTAL		433

Q12 My family has dinner together regularly.

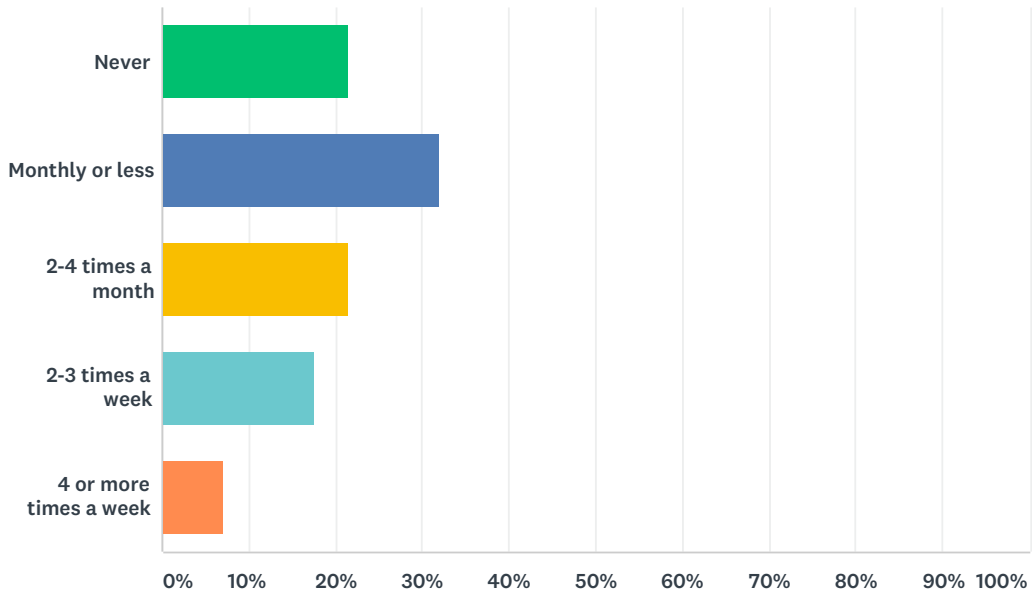
Answered: 433 Skipped: 439



ANSWER CHOICES	RESPONSES	
Strongly agree	42.03%	182
Agree	39.49%	171
Neither agree nor disagree	12.70%	55
Disagree	4.85%	21
Strongly disagree	0.92%	4
TOTAL		433

Q13 How often do you have a drink containing alcohol?

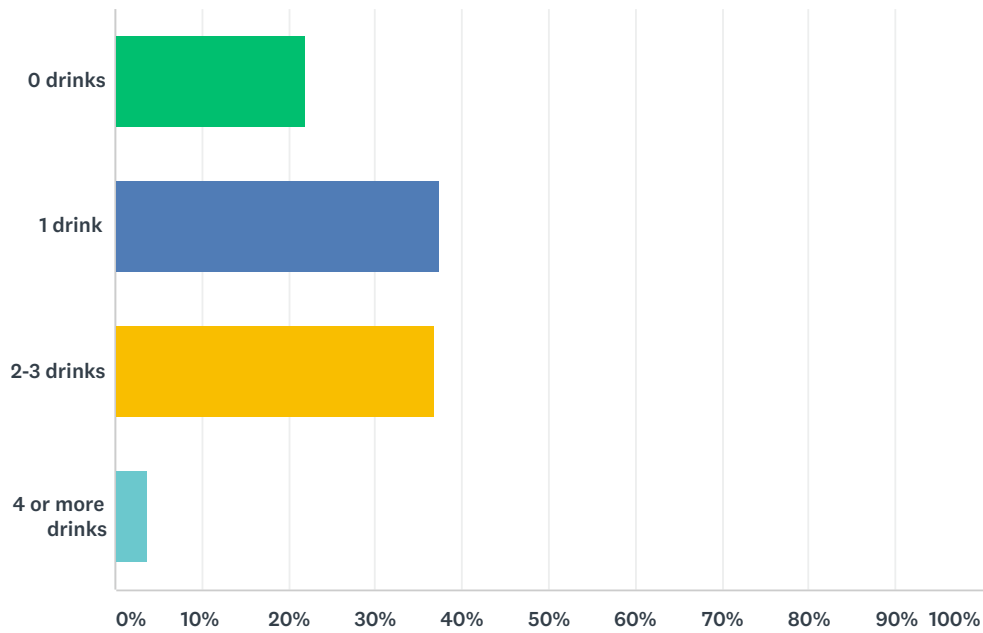
Answered: 832 Skipped: 40



ANSWER CHOICES	RESPONSES	
Never	21.63%	180
Monthly or less	32.09%	267
2-4 times a month	21.51%	179
2-3 times a week	17.55%	146
4 or more times a week	7.21%	60
TOTAL		832

Q14 How many alcoholic beverages do you typically consume in one sitting (e.g. one beer, one glass of wine, or one mixed drink)?

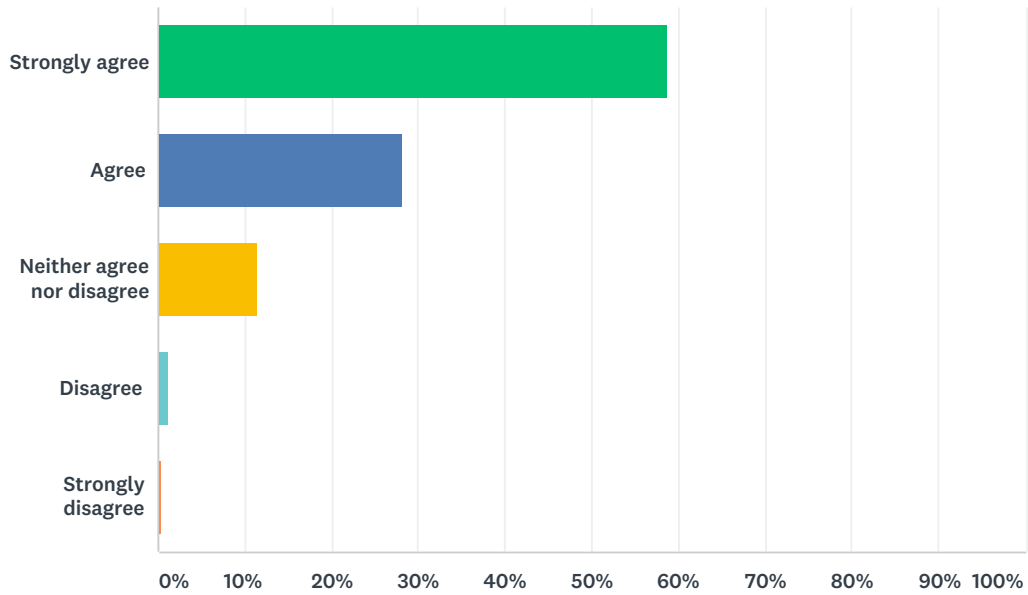
Answered: 832 Skipped: 40



ANSWER CHOICES	RESPONSES	
0 drinks	22.00%	183
1 drink	37.38%	311
2-3 drinks	36.90%	307
4 or more drinks	3.73%	31
TOTAL		832

Q15 I believe that alcohol is bad for an adolescent's brain.

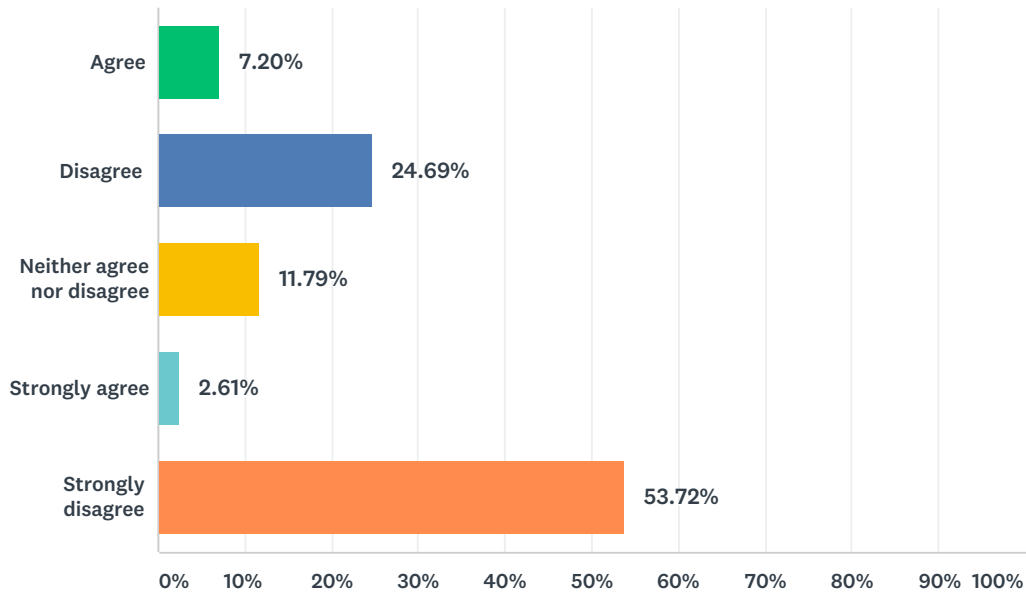
Answered: 806 Skipped: 66



ANSWER CHOICES	RESPONSES	
Strongly agree	58.81%	474
Agree	28.16%	227
Neither agree nor disagree	11.41%	92
Disagree	1.24%	10
Strongly disagree	0.37%	3
TOTAL		806

Q16 It is okay to allow underage drinking in a private home as long as it is in a controlled setting (e.g. car keys are collected, designated drivers are assigned).

Answered: 806 Skipped: 66

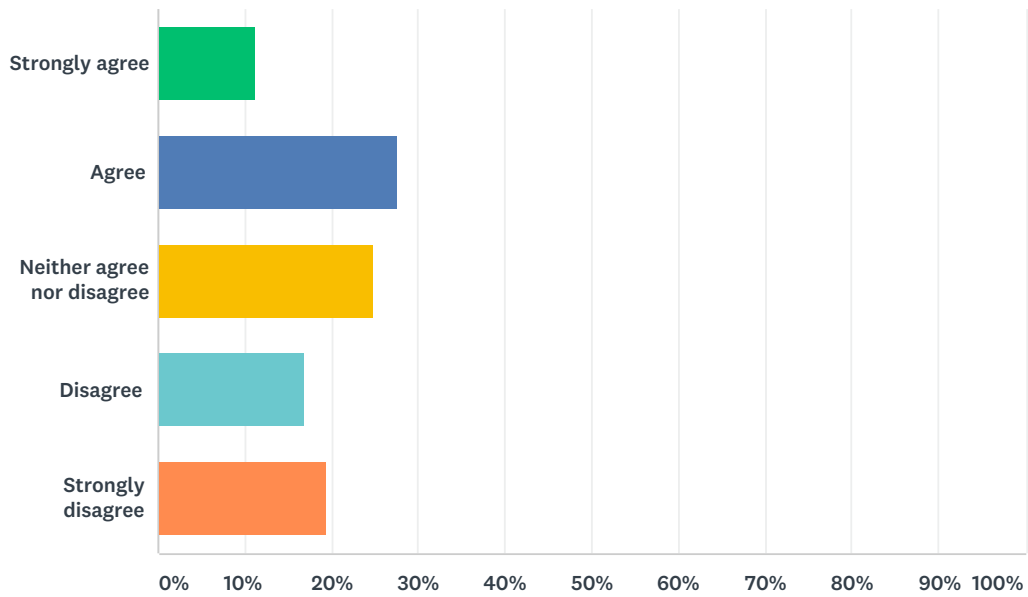


ANSWER CHOICES	RESPONSES	
Agree (2)	7.20%	58
Disagree (4)	24.69%	199
Neither agree nor disagree (3)	11.79%	95
Strongly agree (1)	2.61%	21
Strongly disagree (5)	53.72%	433
TOTAL		806

BASIC STATISTICS				
Minimum	Maximum	Median	Mean	Standard Deviation
1.00	5.00	5.00	4.20	1.07

Q17 I am aware of neighbors or other adults who allow underage drinking in their home.

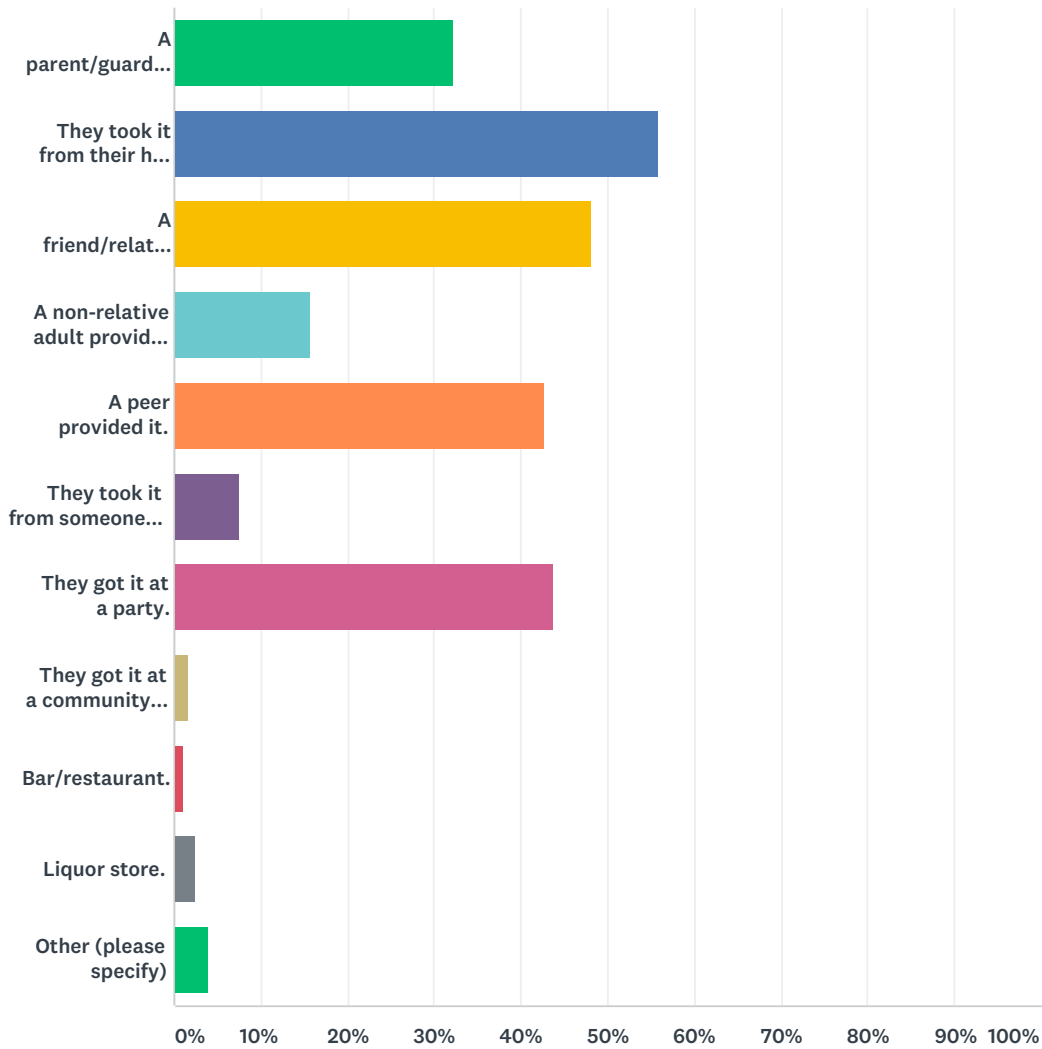
Answered: 806 Skipped: 66



ANSWER CHOICES	RESPONSES	
Strongly agree	11.29%	91
Agree	27.54%	222
Neither agree nor disagree	24.81%	200
Disagree	16.87%	136
Strongly disagree	19.48%	157
TOTAL		806

Q18 What do you think are the main sources of alcohol for individuals under 21 who drink in your community? Please check 3 responses at most.

Answered: 806 Skipped: 66

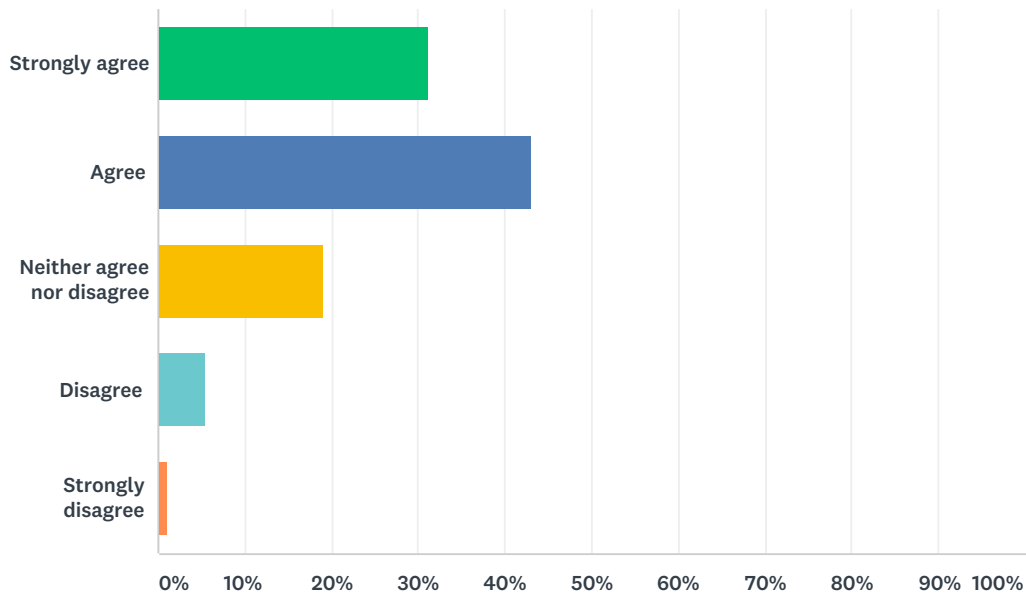


ANSWER CHOICES	RESPONSES	
A parent/guardian provided to them.	32.13%	259
They took it from their home (without parent's knowledge or permission).	55.83%	450
A friend/relative (brother, sister, uncle, etc.) who is 21 or older provided it to them.	48.01%	387
A non-relative adult provided it to them.	15.76%	127
A peer provided it.	42.68%	344
They took it from someone else's home.	7.44%	60
They got it at a party.	43.80%	353
They got it at a community event where alcohol was served.	1.74%	14

Bar/restaurant.	1.12%	9
Liquor store.	2.48%	20
Other (please specify)	3.97%	32
Total Respondents: 806		

Q19 I believe that alcohol laws/ regulations (e.g. carding for 21 at retail stores and bars) are enforced regularly in my community.

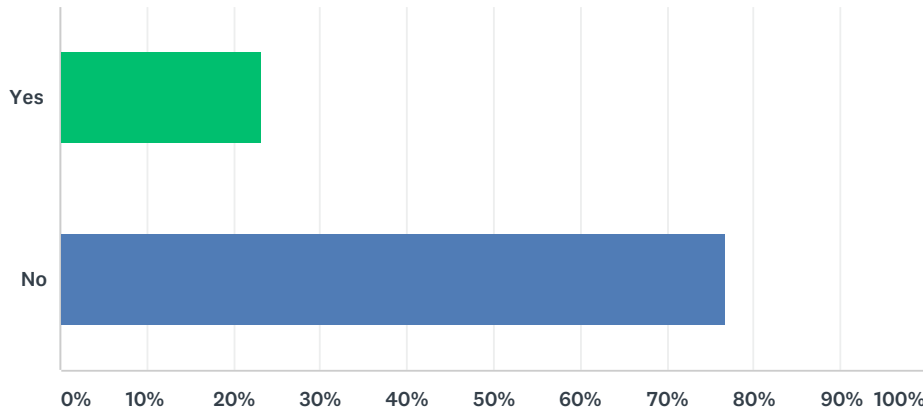
Answered: 806 Skipped: 66



ANSWER CHOICES	RESPONSES	
Strongly agree	31.14%	251
Agree	43.18%	348
Neither agree nor disagree	19.11%	154
Disagree	5.46%	44
Strongly disagree	1.12%	9
TOTAL		806

Q20 Have you been prescribed a prescription pain medication in the last twelve months?

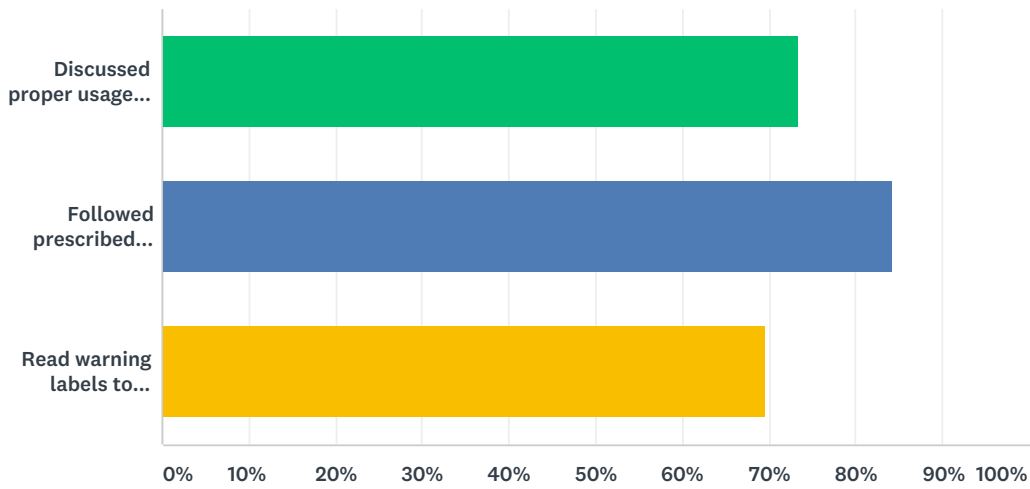
Answered: 801 Skipped: 71



ANSWER CHOICES	RESPONSES	
Yes	23.22%	186
No	76.78%	615
TOTAL		801

Q21 If you have been prescribed a prescription pain medication in the last 12 months, did you do any of the following? (check all that apply)

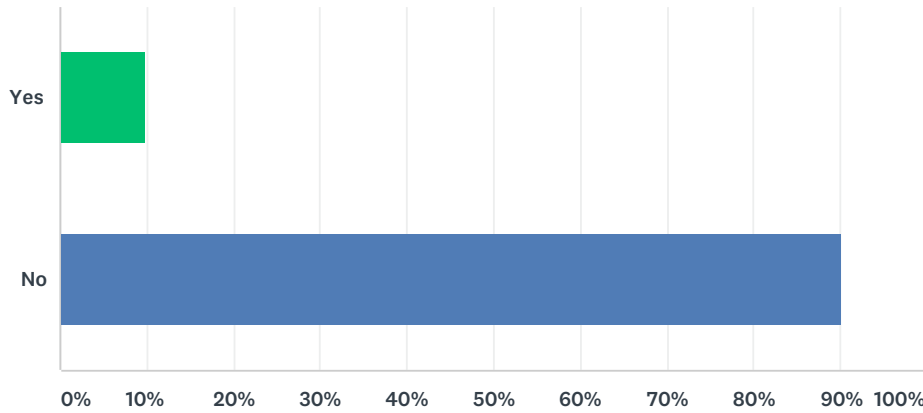
Answered: 185 Skipped: 687



ANSWER CHOICES	RESPONSES	
Discussed proper usage with your doctor or pharmacist	73.51%	136
Followed prescribed dosage	84.32%	156
Read warning labels to understand side effects	69.73%	129
Total Respondents: 185		

Q22 Have you ever used a prescription pain medication that was prescribed to someone else?

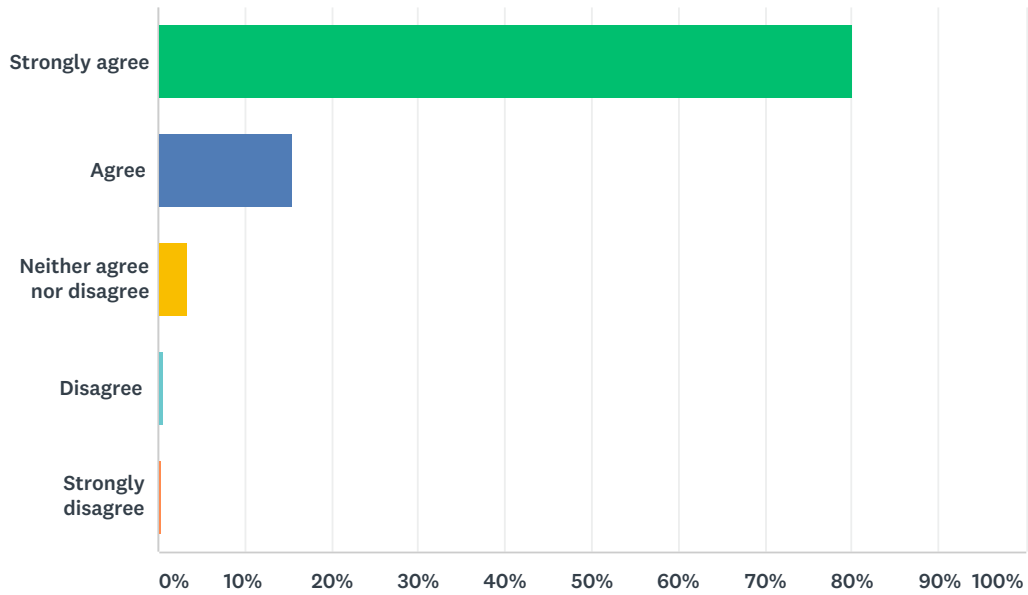
Answered: 800 Skipped: 72



ANSWER CHOICES	RESPONSES	
Yes	9.88%	79
No	90.13%	721
TOTAL		800

Q23 Prescription drugs can be just as dangerous as street drugs.

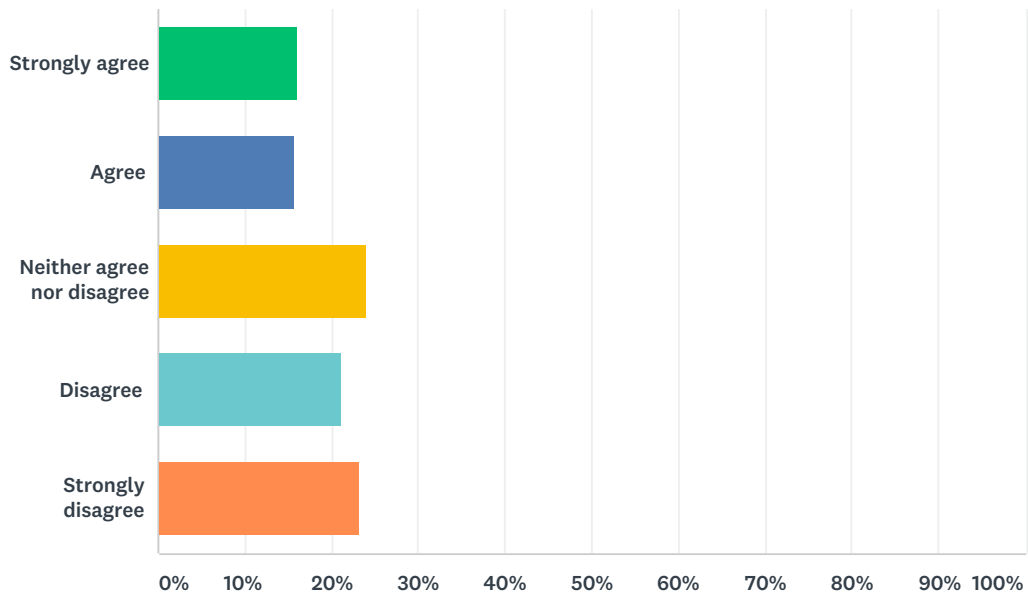
Answered: 789 Skipped: 83



ANSWER CHOICES	RESPONSES	
Strongly agree	80.10%	632
Agree	15.46%	122
Neither agree nor disagree	3.42%	27
Disagree	0.63%	5
Strongly disagree	0.38%	3
TOTAL		789

Q24 I am aware of youth who use prescription drugs without a prescription.

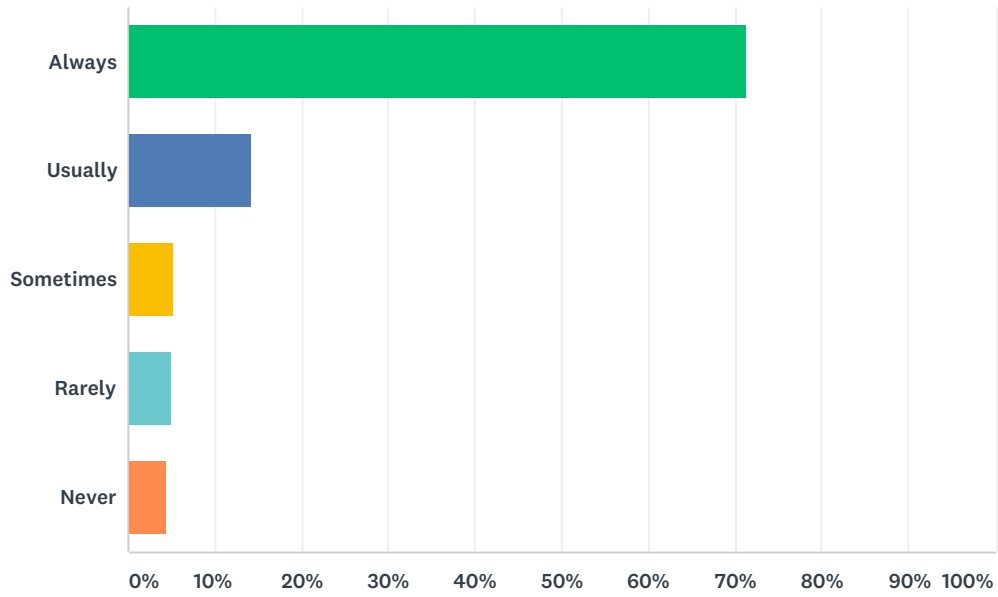
Answered: 789 Skipped: 83



ANSWER CHOICES	RESPONSES	
Strongly agree	16.10%	127
Agree	15.59%	123
Neither agree nor disagree	24.08%	190
Disagree	21.04%	166
Strongly disagree	23.19%	183
TOTAL		789

Q25 I monitor and secure the medications in my home.

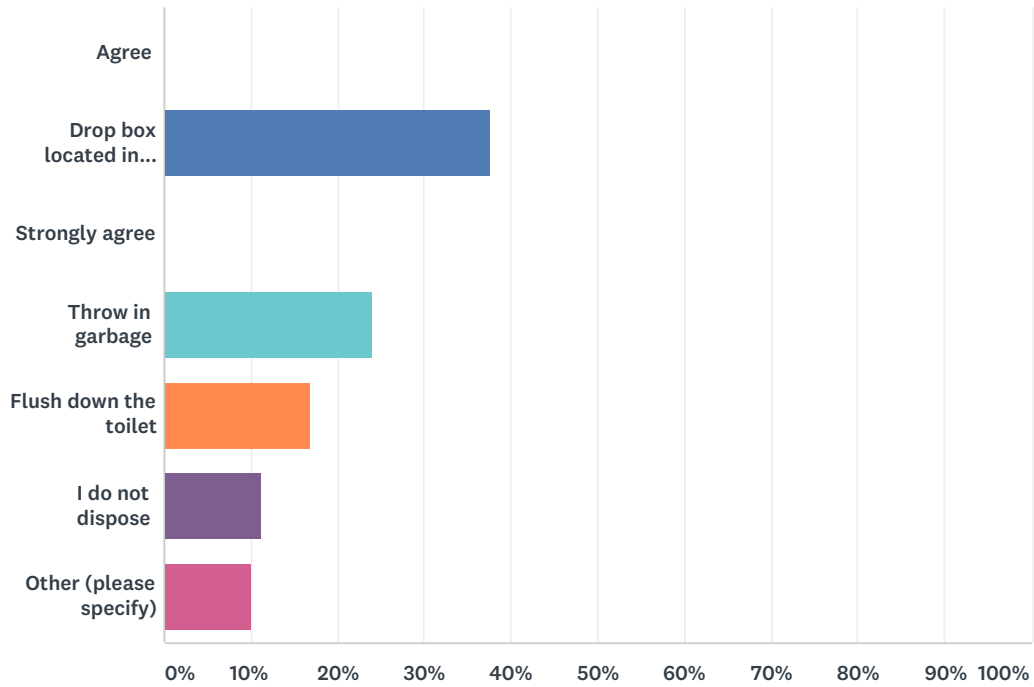
Answered: 789 Skipped: 83



ANSWER CHOICES	RESPONSES	
Always	71.36%	563
Usually	14.20%	112
Sometimes	5.20%	41
Rarely	4.94%	39
Never	4.31%	34
TOTAL		789

Q26 How do you dispose of expired or leftover medication?

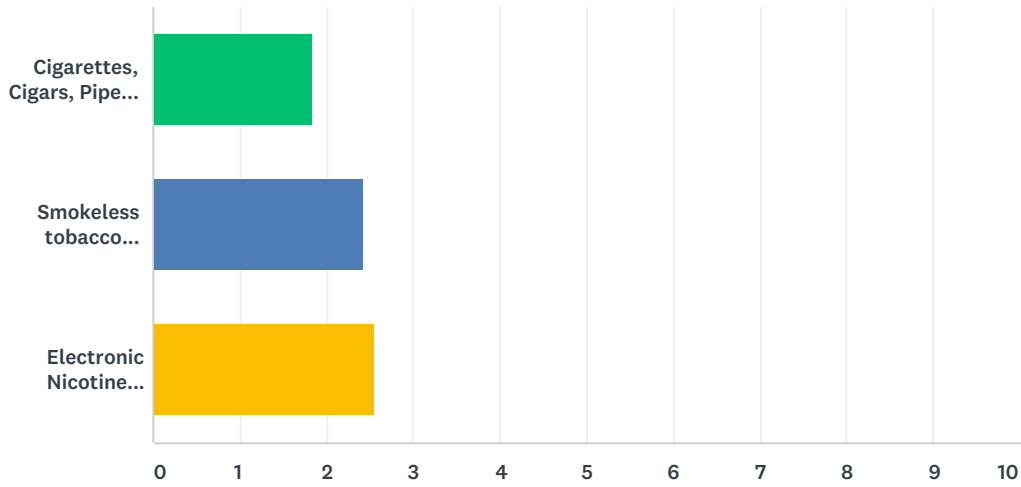
Answered: 789 Skipped: 83



ANSWER CHOICES	RESPONSES	
Agree	0.00%	0
Drop box located in Ocean County	37.64%	297
Strongly agree	0.00%	0
Throw in garbage	24.08%	190
Flush down the toilet	16.98%	134
I do not dispose	11.28%	89
Other (please specify)	10.01%	79
TOTAL		789

Q27 Please tell us which of the following nicotine products you have used and how frequently you used them.

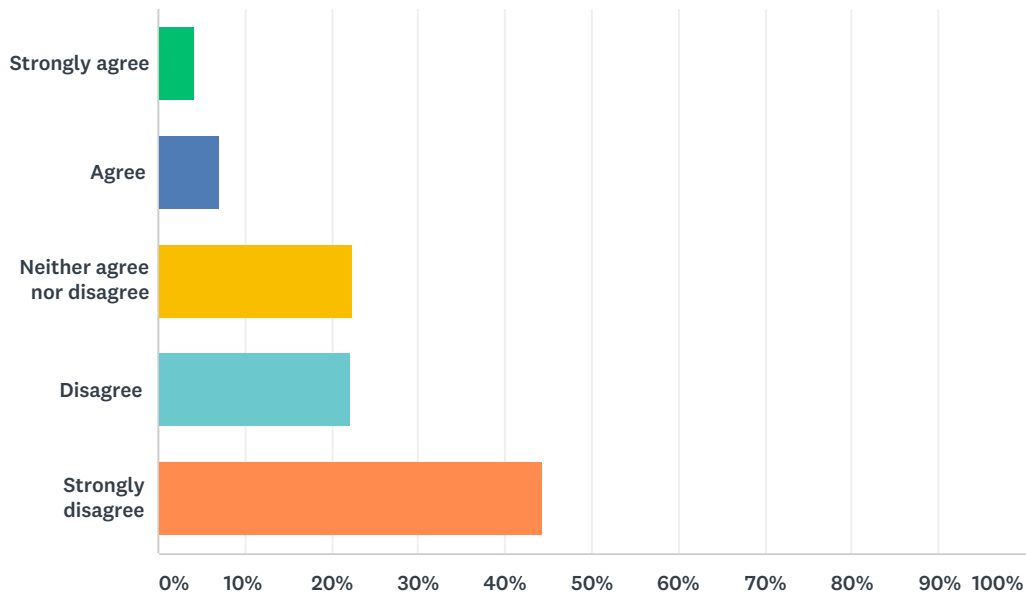
Answered: 779 Skipped: 93



	DAILY	4 OR MORE TIMES A WEEK	2-3 TIMES A WEEK	1 TIME A WEEK	SOCIALLY (LESS THAN 2 TIMES PER MONTH)	N/A	TOTAL	WEIGHTED AVERAGE
Cigarettes, Cigars, Pipes, Hookahs	13.61% 106	1.41% 11	0.13% 1	0.39% 3	3.21% 25	81.26% 633	779	1.84
Smokeless tobacco (chewing tobacco, dip, snus)	0.52% 4	0.39% 3	0.39% 3	0.00% 0	0.26% 2	98.45% 762	774	2.42
Electronic Nicotine Delivery Systems (e-cigs, vapes, juuls)	2.20% 17	0.65% 5	0.13% 1	0.39% 3	1.30% 10	95.33% 735	771	2.56

Q28 I believe that using an e-cigarette is safer than using traditional tobacco products such as cigarettes and/or chewing tobacco.

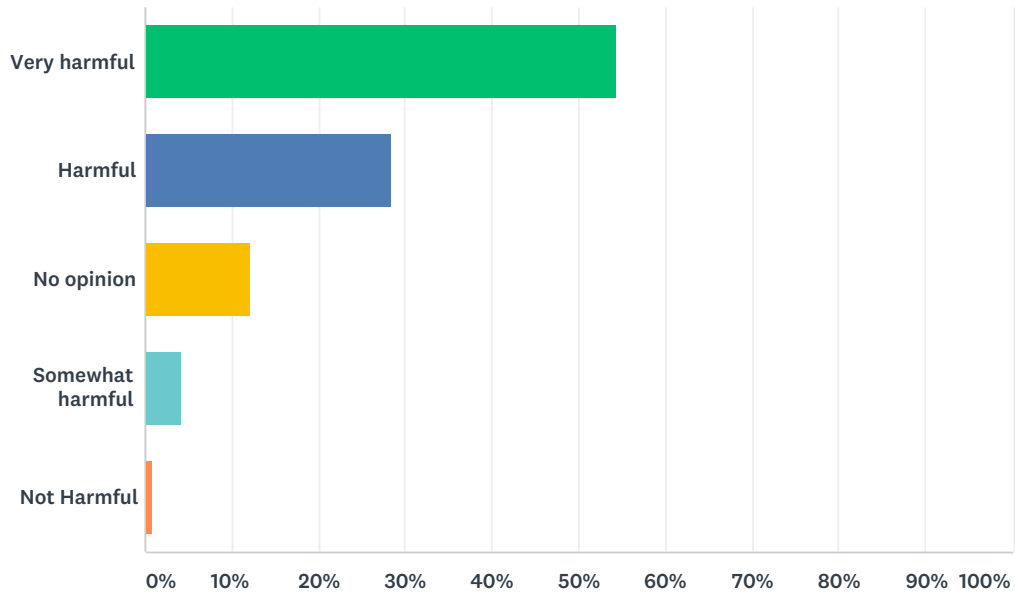
Answered: 779 Skipped: 93



ANSWER CHOICES	RESPONSES	
Strongly agree	4.11%	32
Agree	7.06%	55
Neither agree nor disagree	22.34%	174
Disagree	22.21%	173
Strongly disagree	44.29%	345
TOTAL		779

Q29 Do you believe that vaping is harmful to youth?

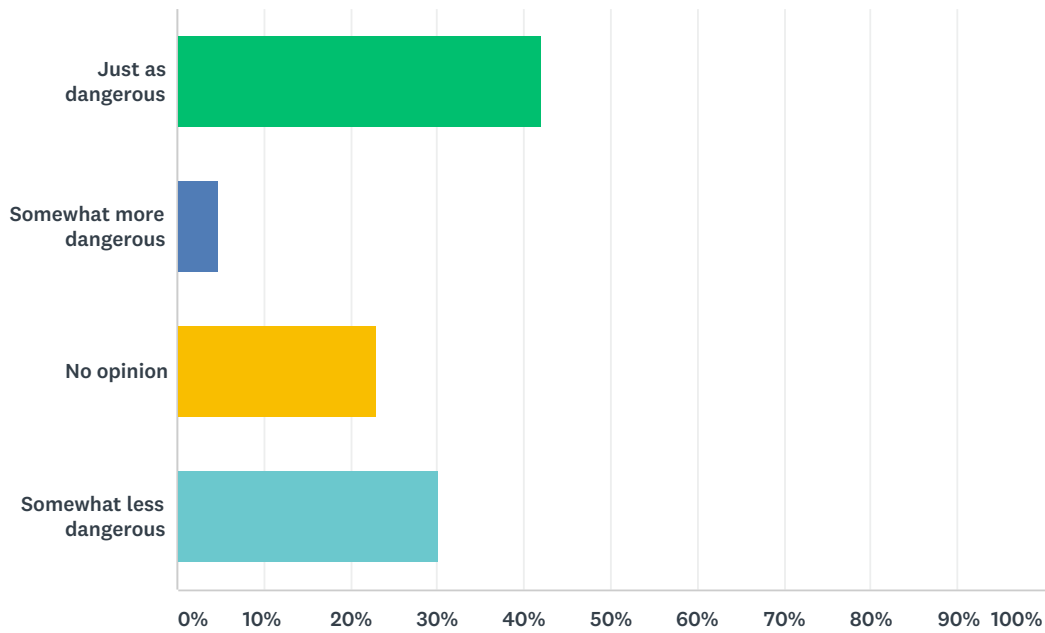
Answered: 779 Skipped: 93



ANSWER CHOICES	RESPONSES	
Very harmful	54.43%	424
Harmful	28.50%	222
No opinion	12.20%	95
Somewhat harmful	4.11%	32
Not Harmful	0.77%	6
TOTAL		779

Q30 I believe that it is safer to use marijuana than alcohol or other illicit drugs.

Answered: 779 Skipped: 93



ANSWER CHOICES	RESPONSES	
Just as dangerous	42.11%	328
Somewhat more dangerous	4.75%	37
No opinion	23.11%	180
Somewhat less dangerous	30.04%	234
TOTAL		779

BASIC STATISTICS				
Minimum	Maximum	Median	Mean	Standard Deviation
1.00	5.00	3.00	2.56	1.51

Q31 Do you have any additional comments you would like to add?

Answered: 86 Skipped: 786